

Needham Public Schools Student Support Services

FY19 Budget Presentation

Student Support Services

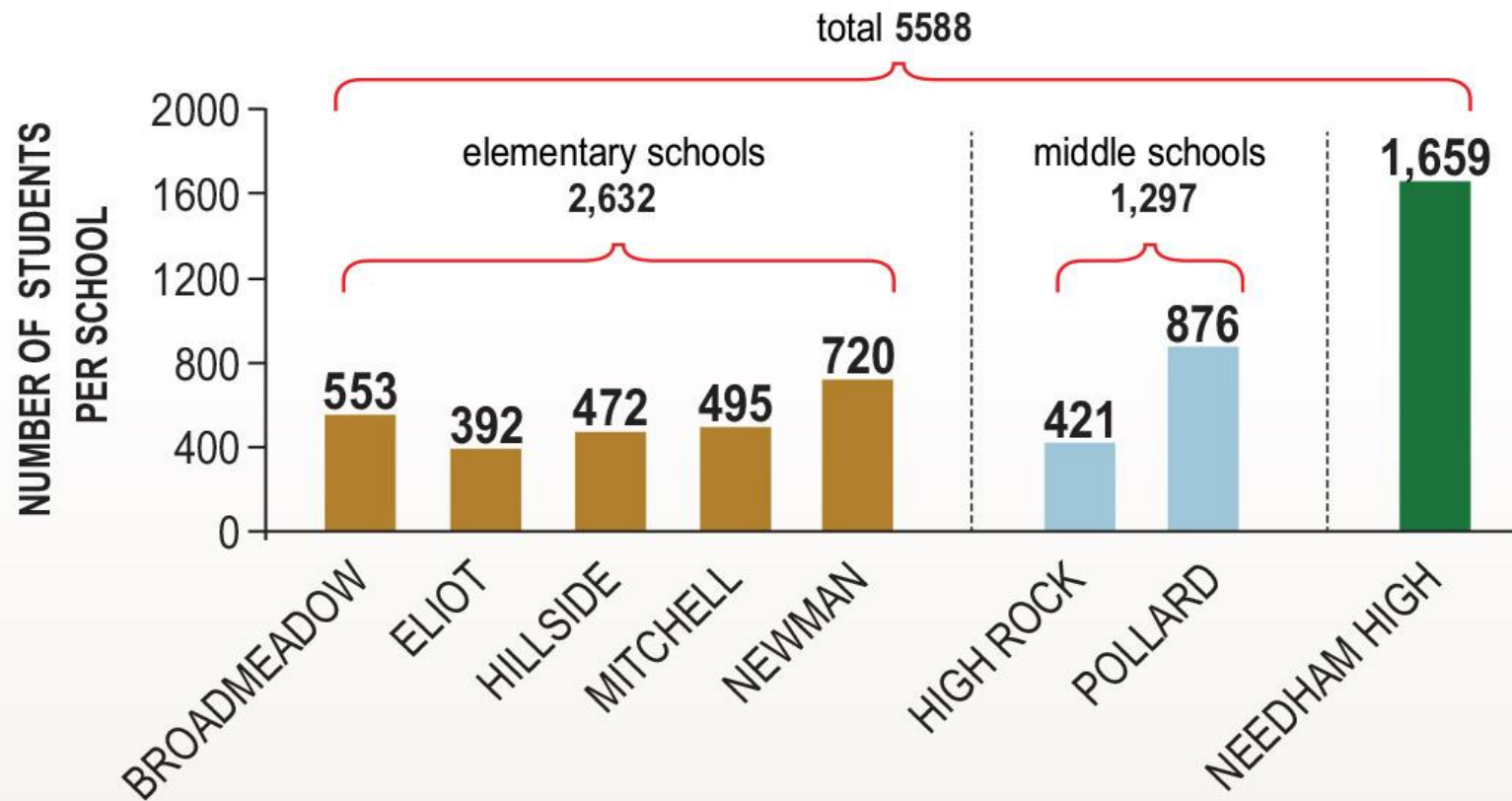
- ❑ Special Education
- ❑ Section 504 Accommodations
- ❑ Guidance
- ❑ Nurse/Health Services
- ❑ English Language Learner
- ❑ METCO
- ❑ Home Hospital Tutoring
- ❑ Home School



Our students at a glance



STUDENT POPULATION BY SCHOOL




STUDENT POPULATION RECEIVING SPECIAL SERVICES

302 (5.4%)
Students Who Are Economically Disadvantaged

911 (16.3%)
Students With Disabilities

140 (2.5%)
Students Who Are English Language Learners

520 (9.3%)
Students Whose First Language Is Not English



Taking a closer look

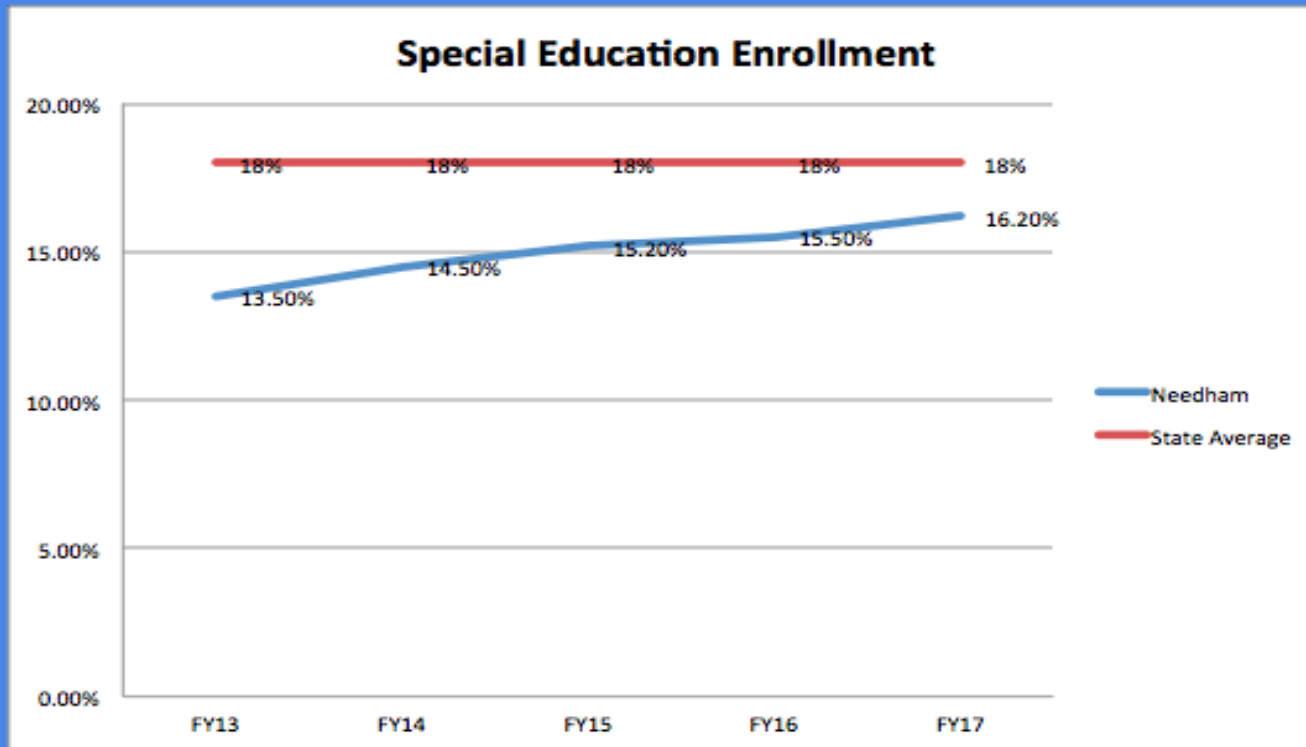


Social Emotional & Mental Health

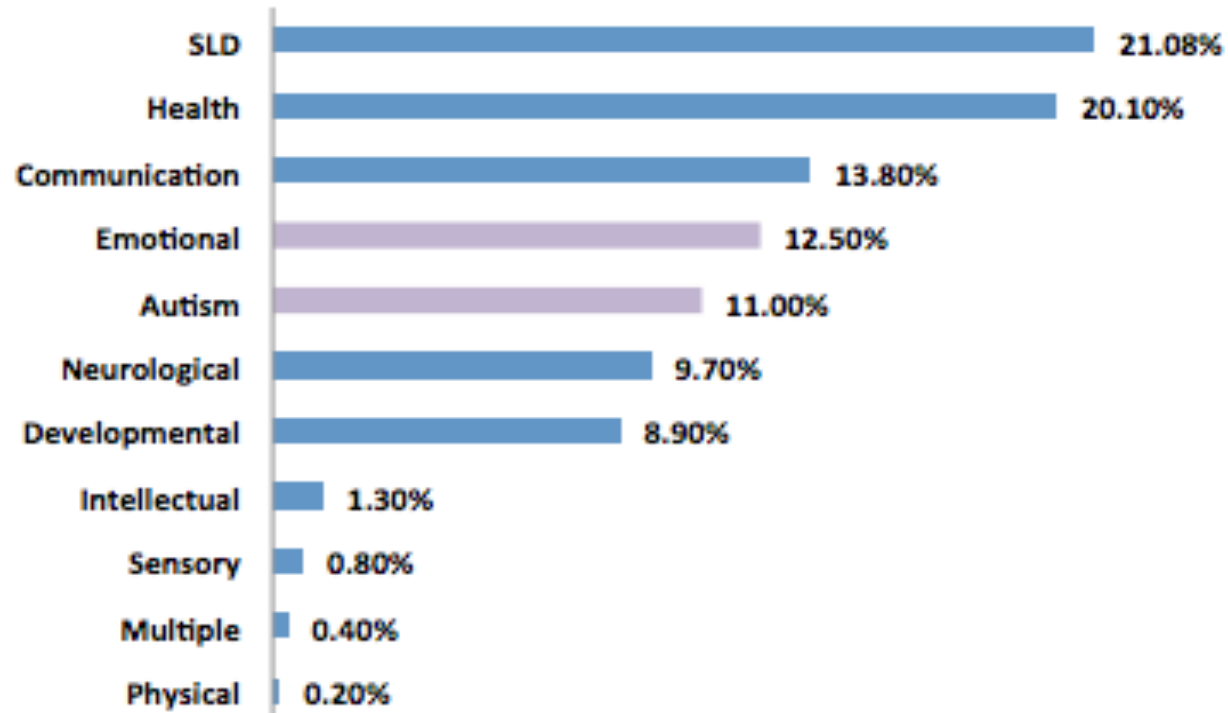
- ❑ 1 in 5 children will experience a mental health incident before age 18 *
- ❑ Metrowest Survey Results
 - ❑ Stress
 - ❑ Anxiety & Depression
- ❑ Schools reporting increasing number of students with IEPs requiring counseling services
 - ❑ Impacts counselor's availability to support all students
- ❑ Increasing number of nurse visits due to anxiety related symptoms

* National Institute of Mental Health (found at <https://www.nimh.nih.gov/health/statistics/prevalence/any-disorder-among-children.shtml>)

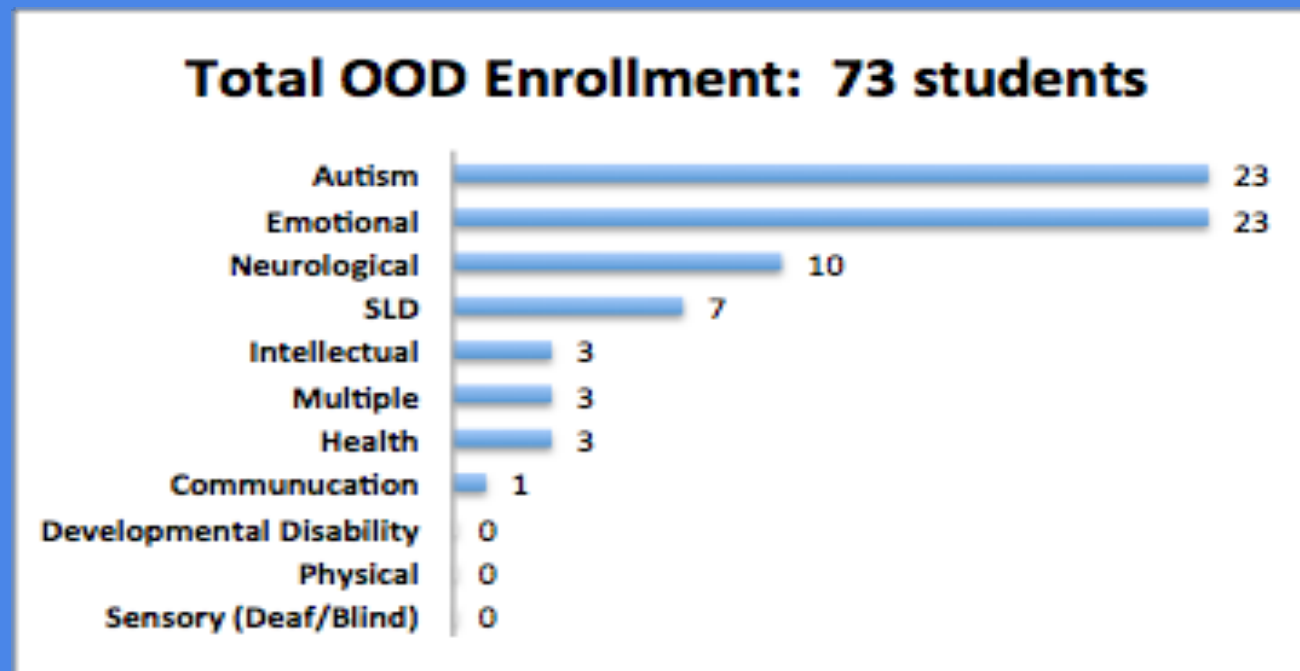
Special Education Enrollment Trend



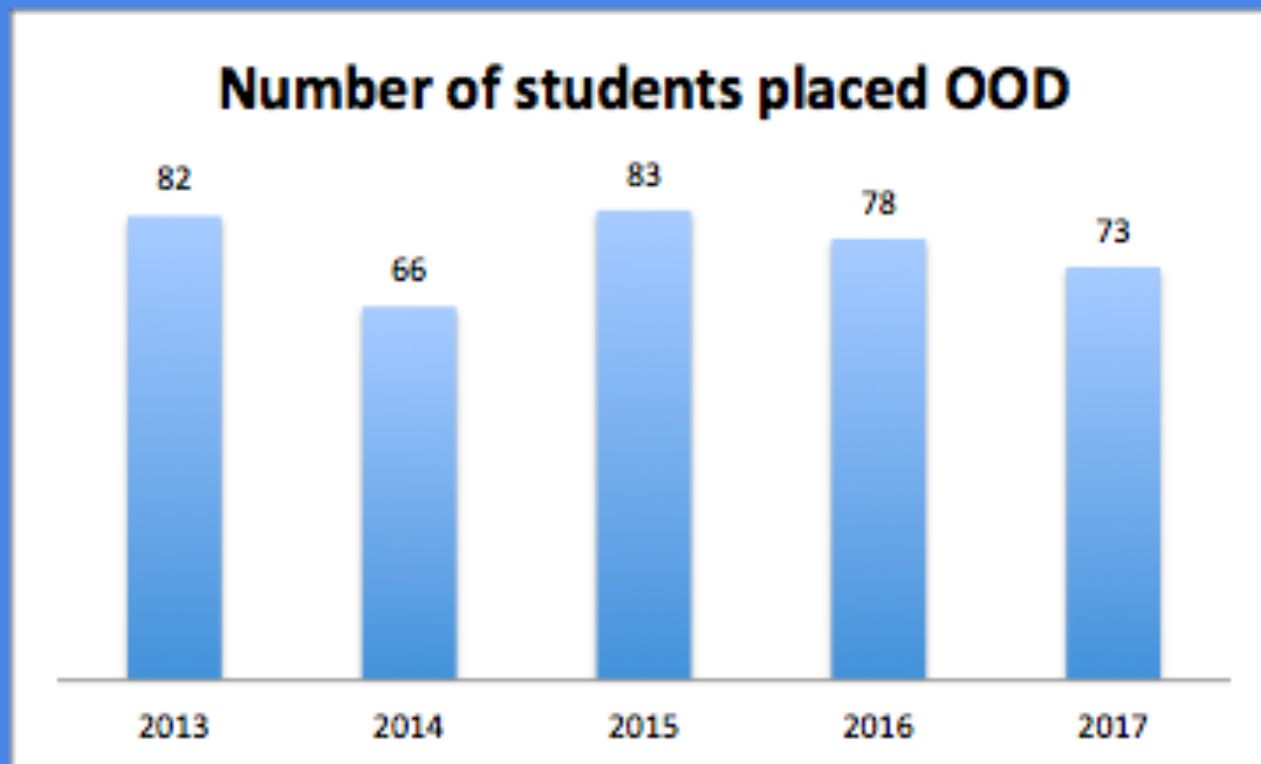
Percentage by Disability Category



Out of District Placements by Disability

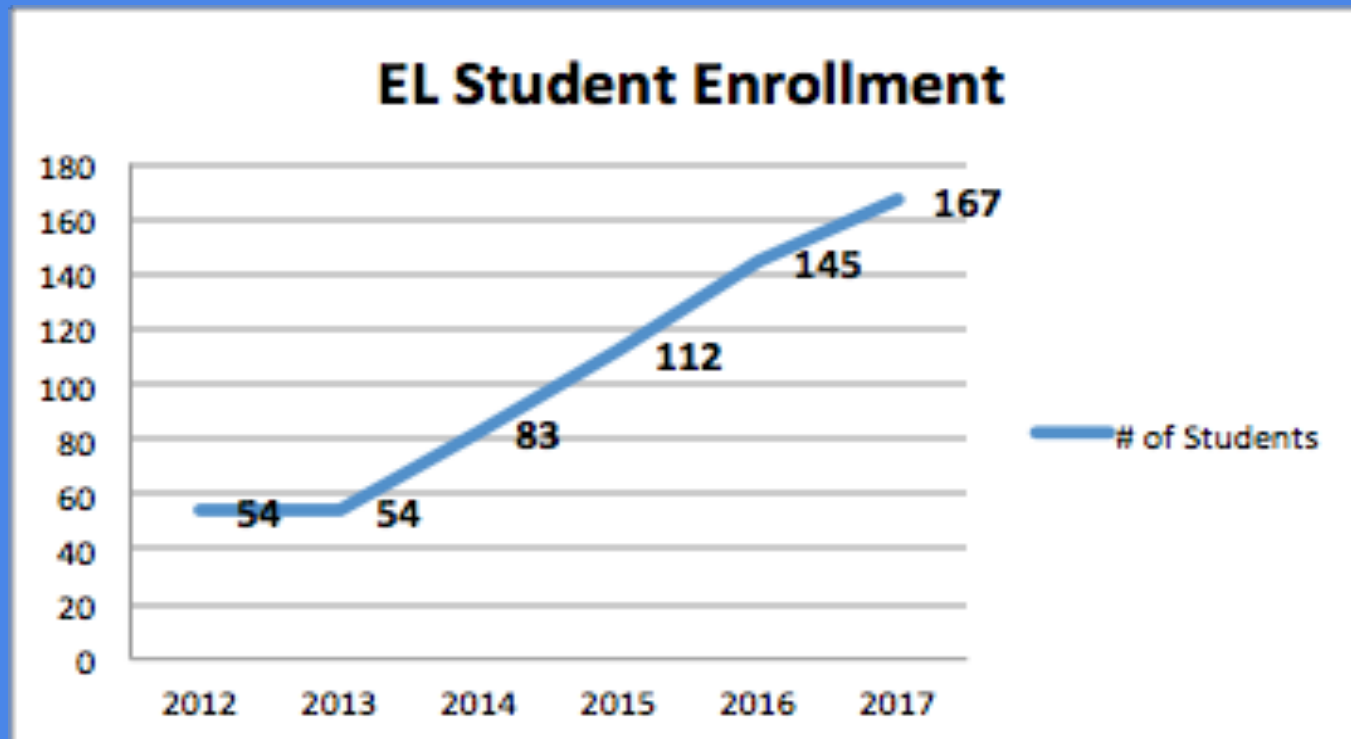


Out of District Enrollment Trend



English Learner (EL) Enrollment Trend

2.9% of
total
enrollment



Mandated Services for English Learners (ELs)

Federal and State law require schools to address language barriers that prevent ELs from participating meaningfully in their education

1. Licensure requirements for teachers
2. Formal procedures to Identify and progress monitor ELs
3. Provision of appropriate frequency, duration, & type of EL instruction
4. Language translation and assistance for parents when needed
 - 47 languages spoken

Strengths: Building In-District Capacity



- ❑ Successful Coordinated Program Review
- ❑ Expanding Special Education Programs (e.g. Pathways Therapeutic Program)
- ❑ Strengthening ELL program
- ❑ Collaborating across departments (e.g. guidance and nursing)

Challenges

- ❑ Increased student enrollment
 - ❑ English Learners (ELs)
 - ❑ Special Education
 - ❑ High School
- ❑ Meeting the needs of an increased number of students with complex mental health challenges
- ❑ Out-of-District Tuition



Budget requests

Staffing

- ❑ 1.0 ELE Teachers
- ❑ .6 School Counselor
- ❑ .2 Nurse
- ❑ 2.99 Special Education

Total FTE: 4.79

\$312,637.00

Out of District Tuition

Based on current circuit breaker reimbursement rate of 65%

Total increase:

\$175,298.00

Conservative budget request in support of investment in Full Day Kindergarten

