

HIGHLIGHTS of RESULTS from 2018 DISTRICT SURVEY - NEEDHAM PUBLIC SCHOOLS -

1,940 parents completed the District Survey – a 34% response rate. We combined the results of the Parent Survey with responses from 2,981 Students in grades 3 to 12, and 669 Staff to measure progress toward the District goals.

As promised, we are committed to sharing the results of the District Survey with parents, students, and staff. *Here are highlights of the key findings:*

EVIDENCE OF PROGRESS TOWARD THE DISTRICT GOALS

shown for each Goal as the average of percent favorable responses for Parents, Students, and Staff combined

Goal 1 - Advance Learning for All Students: **85% favorable**

- Efficacy: How much students believe they can succeed (86%) / Parent perception on supporting their child's learning (86%) / Staff perception on supporting students' learning (96%)
- School Engagement (student-only measure): How attentive and invested students feel about school (69%)
- Homework furthering learning: Student perception (55%) / Parent perception (71%) / Staff perception (76%)
- Involvement in decision-making about education: Student perception (67%) / Parent perception (88%) / Staff perception of encouraging parent involvement (93%)
- Curriculum meeting needs: Student perception (86%) / Parent perception (91%) / Staff perception (92%)
- High Academic Standards: Student perception (96%) / Parent perception (86%) / Staff perception (98%)

Goal 2 - Develop Social, Emotional, Wellness, and Citizenship Skills: **89% favorable**

- School Belonging: Students feeling like valued member of the school community (83%) / Parents reporting: "School matches my child's development needs" (88%) / Staff feeling ready to address diversity in school community (95%)
- School Climate: Perception of overall social and learning climate of school (Students 81%; Parents 92%; Staff 94%)
- Social Awareness (student-only measure): How well students consider others' perspectives and empathize (92%)
- Feeling Safe: Student perception (95%) / Parent perception (95%) / Staff perception (94%)
- Feeling Stressed: 39% of Students report feeling quite stressed or overwhelmed / 17% of Parents perceive their child feels quite stressed or overwhelmed by school / 35% of Staff perceive students feeling quite stressed and overwhelmed

Goal 3 - Ensure Infrastructure Supports Learning Goals: **84% favorable**

- Adequacy of programs/services: Highest measures for Nursing (94%) and Media Center (95%), and lowest measures for Afterschool Programs and Food Services (85%)
- Resources: Perception of adequacy of school's resources including instructional, human, technology, facility (81%) with highest measure for "Ease of accessing extra support" (92%) and lowest measure for "Adequate number of staff/specialists to help students" (61% according to parents and 45% according to staff)
- Effective Communication: Student perception (83%) / Parent perception (89%) / Staff Perception (87%)
- Professional Learning: (staff-only measure) Perception of the amount and quality of professional growth and learning opportunities available to school staff (80%)

REPRESENTATIVE OPEN-ENDED COMMENTS

Parents: "I think the teachers and administrators do a wonderful job of creating a positive learning environment for the students." "I truly appreciate everything the district does to ensure a top-quality education for our children." "Schools are underfunded and caseloads are way too high!" "Student-to-teacher ratios are such that we feel the teachers do not have enough time/energy to really get to know each student." "Facilities could use some attention." (701 parent comments)

Students: "Teachers are always there for me." "I think this is a very strong school system and I think I am lucky to be in it." "Homework can really make kids get stressed and overwhelmed if they have a lot." "We need consistent heat and AC in every room." "Get more assistant teachers to help some kids that need more help." (1,411 student comments)

Staff: "Overall, NPS provides a positive, supportive teaching environment." "I feel fortunate to work in a district that is dedicated to improving itself by soliciting feedback." "Anxiety is significantly impacting students in my school more each year." "Wish we had more support staff to help kids who struggle academically." (54 staff comments)

Your voices have been heard! Thank you for your feedback. The survey allows our district to celebrate strengths and respond to goal areas needing attention. We will engage our School Committee in analyzing the survey data in depth and incorporate the findings into the district's goal-setting process.



Elementary Schools

Grades 3-5
Spring 2018



Report created by
Panorama Education

Summary

Topic Description	Results	Comparison
Goal 1: advance learning for all students	83%	83% Needham Public Schools
Goal 2: develop social emotional skills	90%	90% Needham Public Schools
Goal 3: adequate resources	86%	86% Needham Public Schools
Resources	86%	86% Needham Public Schools
School Belonging How much students feel that they are valued members of the school community.	91%	91% Needham Public Schools
School Climate Perceptions of the overall social and learning climate of the school.	85%	85% Needham Public Schools
School Engagement	81%	81% Needham Public Schools
Self-Efficacy How much students believe they can succeed in achieving academic outcomes.	90%	90% Needham Public Schools
Social Awareness How well students consider the perspectives of others and empathize with them.	92%	92% Needham Public Schools

1,214 responses

Goal 1: advance learning for all students

Your average

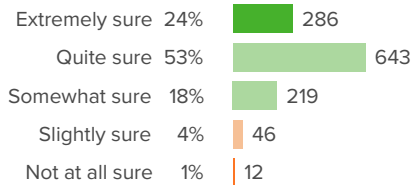
83%

1,214 responses

District average: **83%** Needham Public Schools

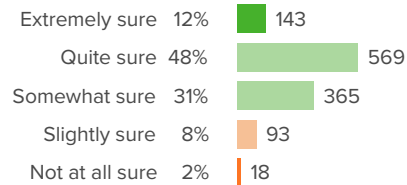
How did people respond?

Q.1: How sure are you that you can complete all the work that is assigned in your class?



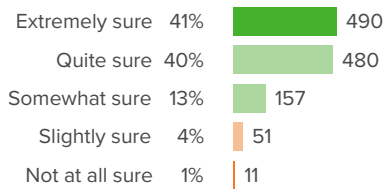
Favorable: **95%**

Q.2: When complicated ideas are discussed in class, how sure are you that you can understand them?



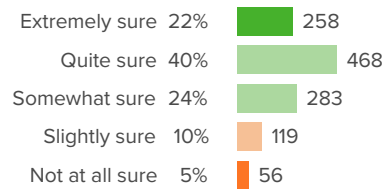
Favorable: **91%**

Q.3: How sure are you that you can learn all the topics taught in your class?



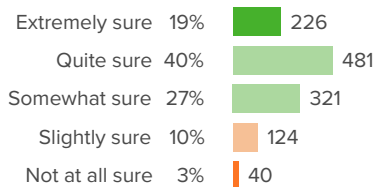
Favorable: **95%**

Q.4: How sure are you that you can do the hardest work that is assigned in your class?



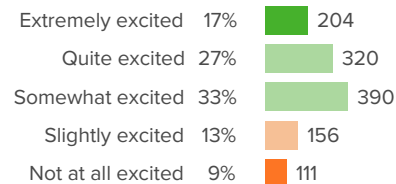
Favorable: **85%**

Q.5: How sure are you that you will remember what you learned in your current class, next year?



Favorable: **86%**

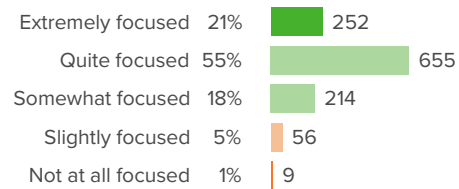
Q.6: How excited are you about going to your classes?



Favorable: **77%**

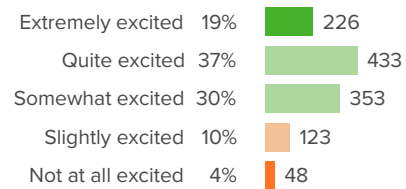


Q.7: How focused are you on the activities in your classes?



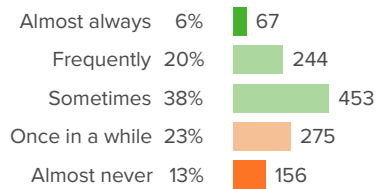
Favorable: **95%**

Q.8: In your classes, how excited are you to participate?



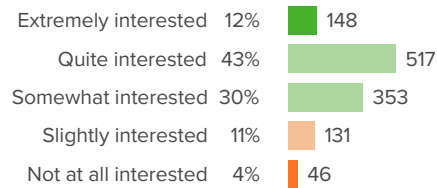
Favorable: **86%**

Q.9: When you are not in school, how often do you talk about ideas from your classes?



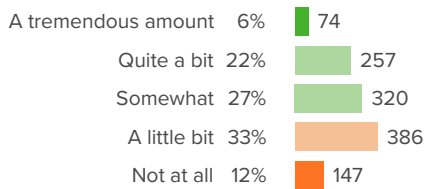
Favorable: **64%**

Q.10: How interested are you in your classes?



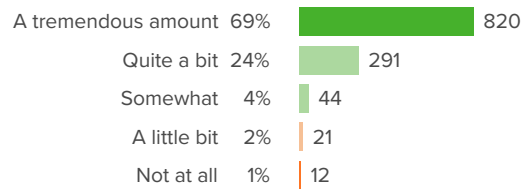
Favorable: **85%**

Q.11: How much do you work with your teachers to decide what helps you learn?



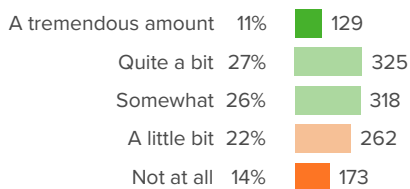
Favorable: **55%**

Q.12: How much do your teachers want you to do well in school?



Favorable: **97%**

Q.13: How much does homework help you learn?



Favorable: **64%**

Goal 2: develop social emotional skills

Your average

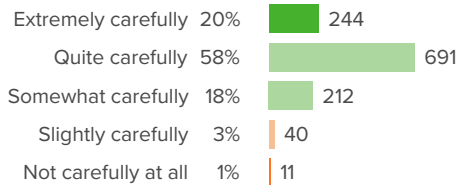
90%

1,214 responses

District average: **90%** Needham Public Schools

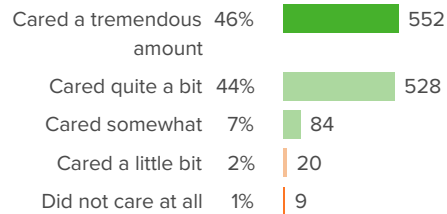
How did people respond?

Q.1: During the past 30 days...How carefully did you listen to other people's points of view?



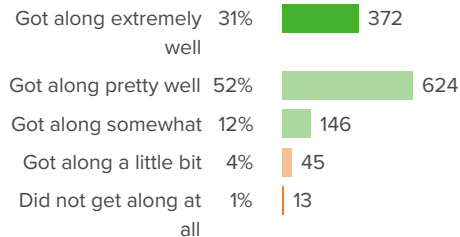
Favorable: **96%**

Q.2: During the past 30 days...How much did you care about other people's feelings?



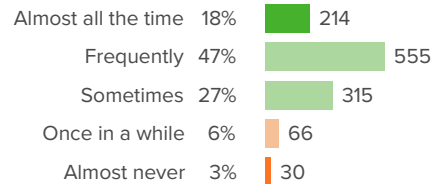
Favorable: **98%**

Q.3: During the past 30 days...How well did you get along with students who are different from you?



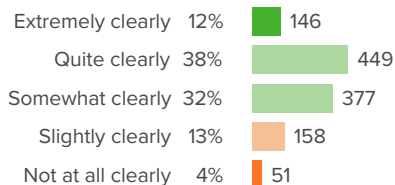
Favorable: **95%**

Q.4: During the past 30 days...How often did you compliment others' accomplishments?



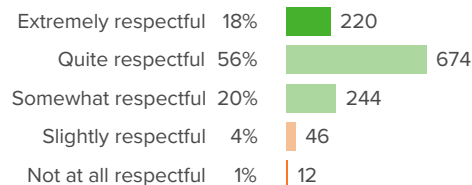
Favorable: **92%**

Q.5: During the past 30 days...How clearly were you able to describe your feelings?



Favorable: **82%**

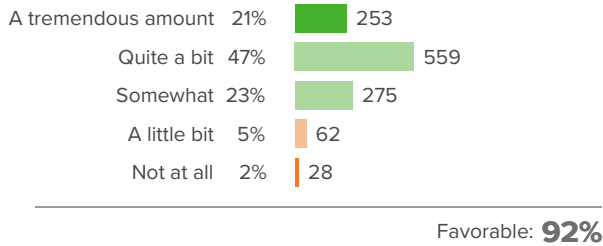
Q.6: During the past 30 days...When others disagreed with you, how respectful were you of their views?



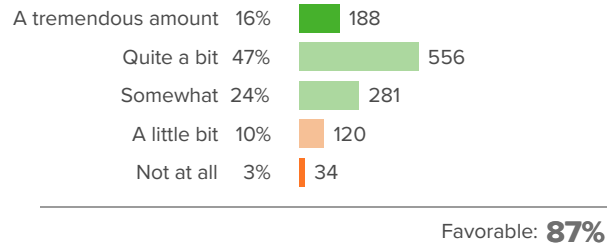
Favorable: **95%**



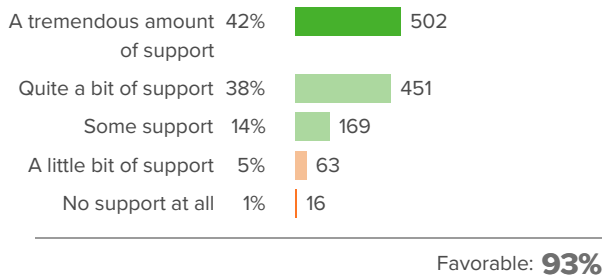
Q.7: During the past 30 days...To what extent were you able to stand up for yourself without putting others down?



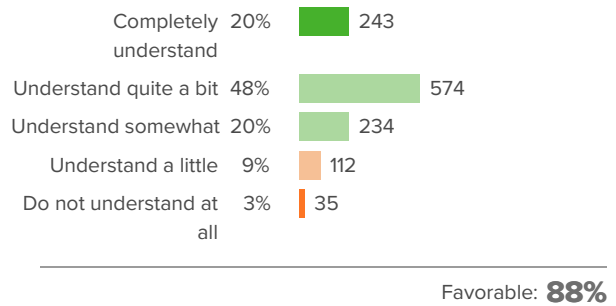
Q.8: During the past 30 days...To what extent were you able to disagree with others without starting an argument?



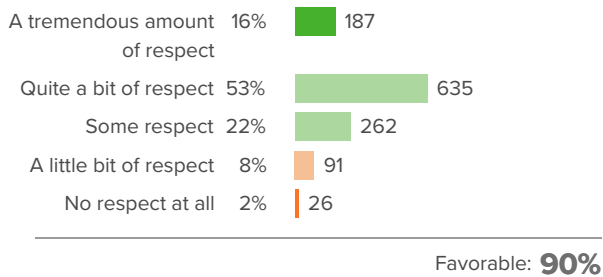
Q.9: How much support do the adults at your school give you?



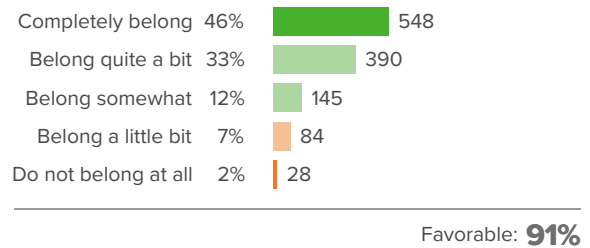
Q.10: How well do people at your school understand you as a person?



Q.11: How much respect do students at your school show you?

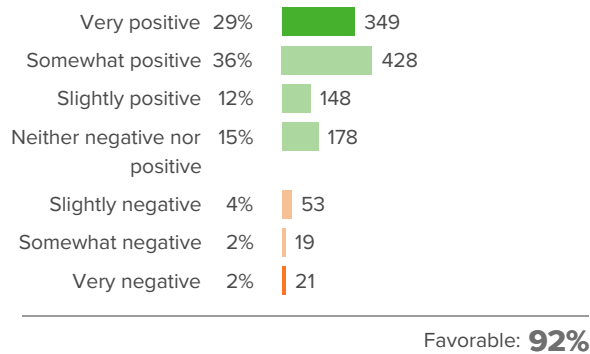


Q.12: Overall, how much do you feel like you belong at your school?

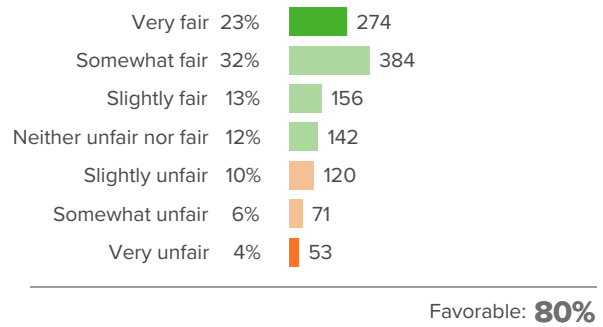




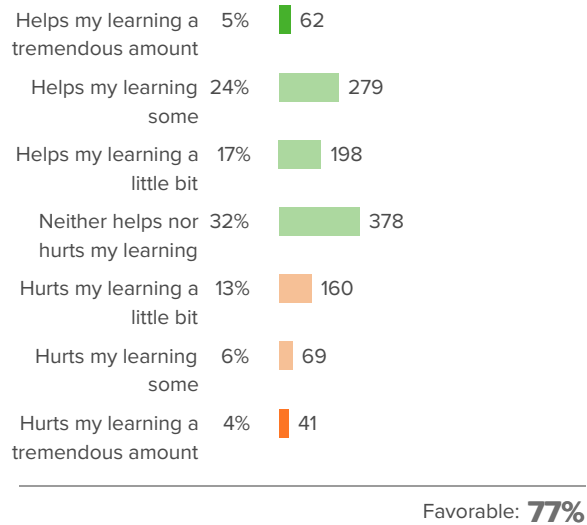
Q.13: How positive or negative is the energy of the school?



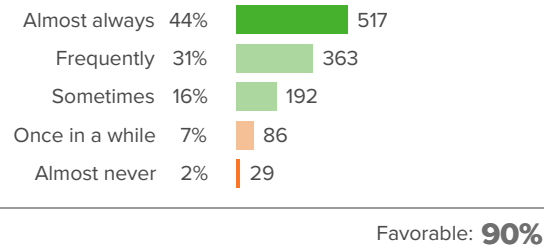
Q.14: How fair or unfair are the rules for the students at this school?



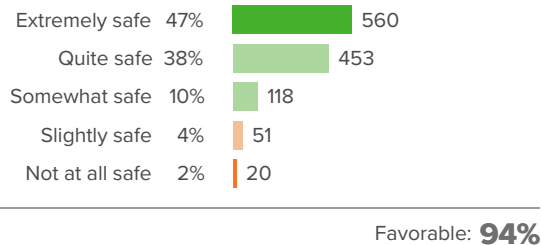
Q.15: At your school, how much does the behavior of other students hurt or help your learning?



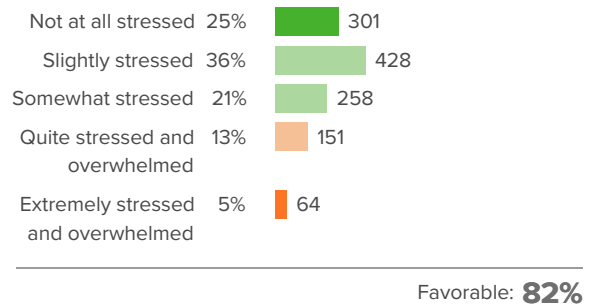
Q.16: How often do your teachers seem excited to be teaching your classes?



Q.17: How safe do you feel at school?



Q.18: How stressed or overwhelmed do you feel at school?



Goal 3: adequate resources

Your average

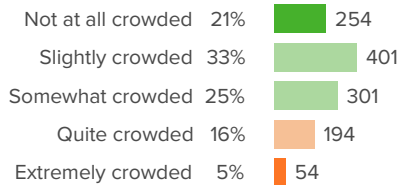
86%

1,214 responses

District average: **86%** Needham Public Schools

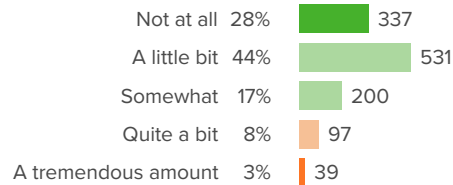
How did people respond?

Q.1: At your school, how crowded does the building feel?



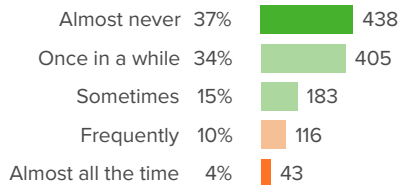
Favorable: **79%**

Q.2: How much does the technology at your school need to be fixed?



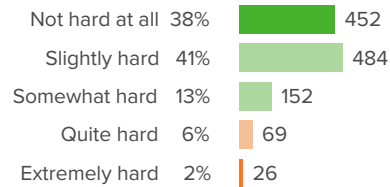
Favorable: **89%**

Q.3: How often does the building need repairs?



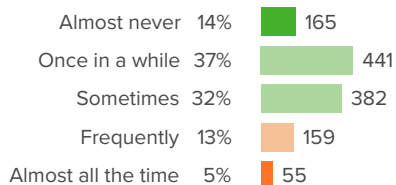
Favorable: **87%**

Q.4: When you need extra help, how difficult is it to get extra help?



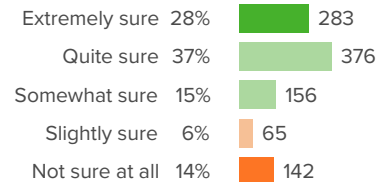
Favorable: **92%**

Q.5: How often do you have to wait to get help from an adult at school?



Favorable: **82%**

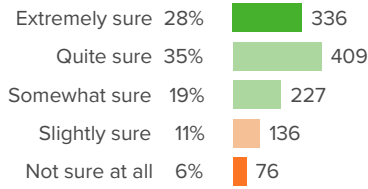
Q.6: School bus transportation?



Favorable: **80%**

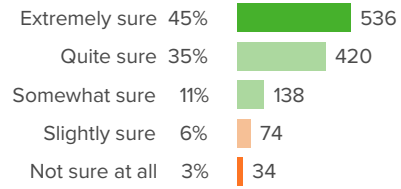


Q.7: School Lunches?



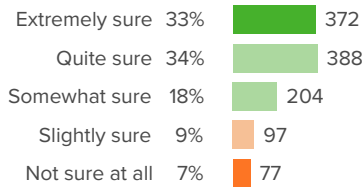
Favorable: **82%**

Q.8: Nurses?



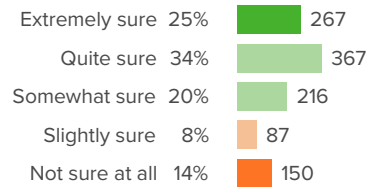
Favorable: **91%**

Q.9: Guidance Counselors?



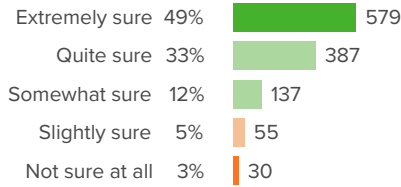
Favorable: **85%**

Q.10: After School Programs?



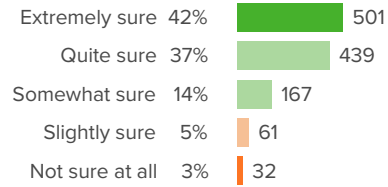
Favorable: **78%**

Q.11: P.E. or Sports Programs?



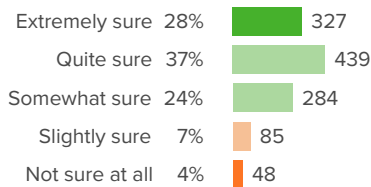
Favorable: **93%**

Q.12: Media Center?



Favorable: **92%**

Q.13: School website?



Favorable: **89%**

Resources

Your average

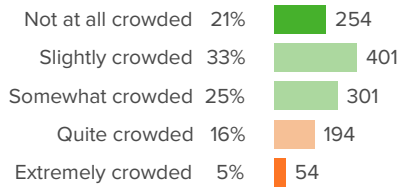
86%

1,214 responses

District average: **86%** Needham Public Schools

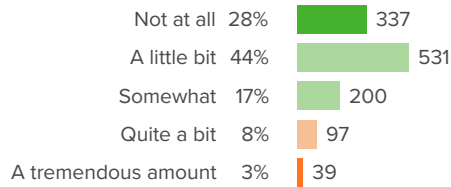
How did people respond?

Q.1: At your school, how crowded does the building feel?



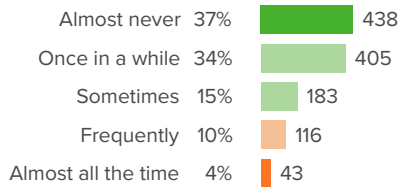
Favorable: **79%**

Q.2: How much does the technology at your school need to be fixed?



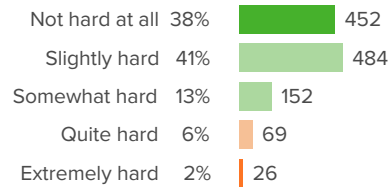
Favorable: **89%**

Q.3: How often does the building need repairs?



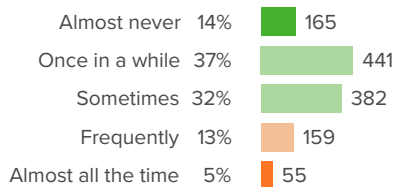
Favorable: **87%**

Q.4: When you need extra help, how difficult is it to get extra help?



Favorable: **92%**

Q.5: How often do you have to wait to get help from an adult at school?



Favorable: **82%**

School Belonging

Your average

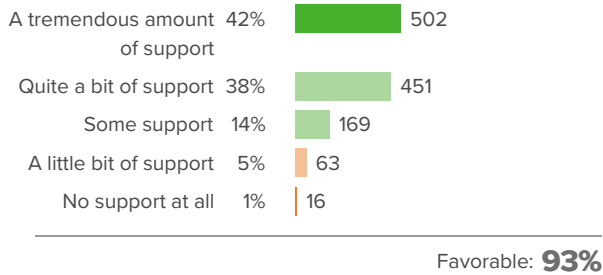
91%

1,214 responses

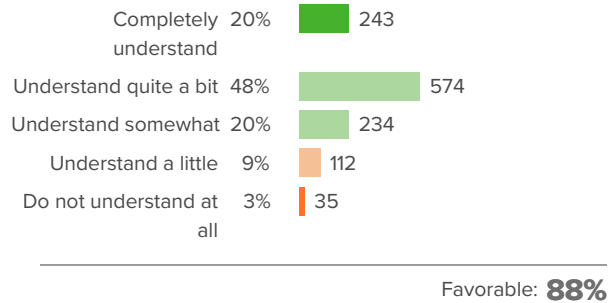
District average: **91%** Needham Public Schools

How did people respond?

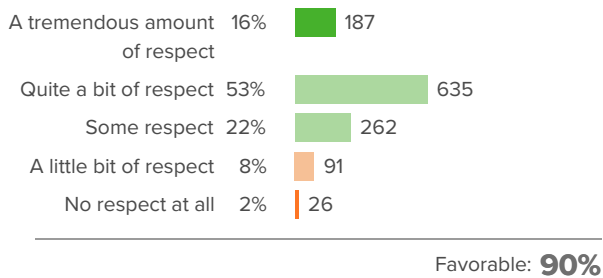
Q.1: How much support do the adults at your school give you?



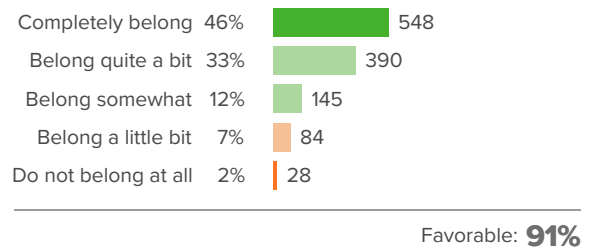
Q.2: How well do people at your school understand you as a person?



Q.3: How much respect do students at your school show you?



Q.4: Overall, how much do you feel like you belong at your school?



School Climate

Your average

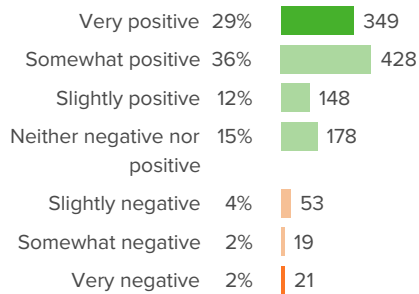
85%

1,214 responses

District average: **85%** Needham Public Schools

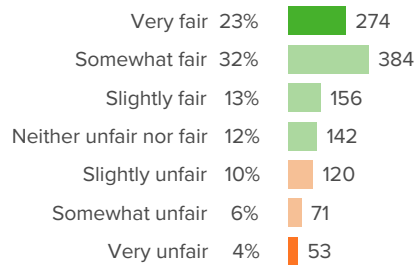
How did people respond?

Q.1: How positive or negative is the energy of the school?



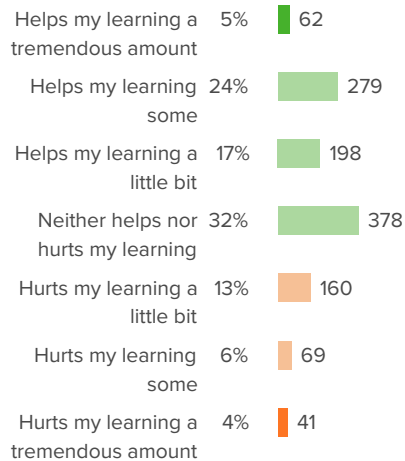
Favorable: **92%**

Q.2: How fair or unfair are the rules for the students at this school?



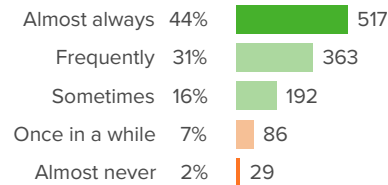
Favorable: **80%**

Q.3: At your school, how much does the behavior of other students hurt or help your learning?



Favorable: **77%**

Q.4: How often do your teachers seem excited to be teaching your classes?



Favorable: **90%**

School Engagement

Your average

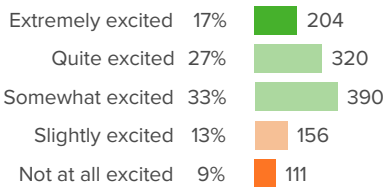
81%

1,214 responses

District average: **81%** Needham Public Schools

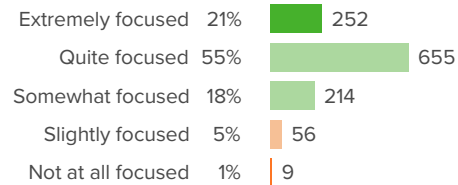
How did people respond?

Q.1: How excited are you about going to your classes?



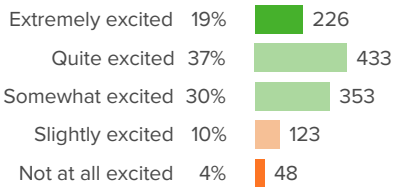
Favorable: **77%**

Q.2: How focused are you on the activities in your classes?



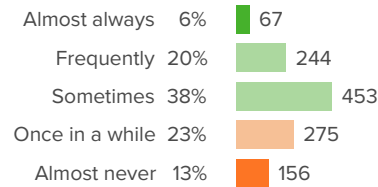
Favorable: **95%**

Q.3: In your classes, how excited are you to participate?



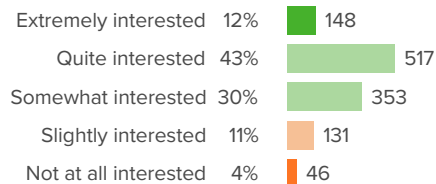
Favorable: **86%**

Q.4: When you are not in school, how often do you talk about ideas from your classes?



Favorable: **64%**

Q.5: How interested are you in your classes?



Favorable: **85%**

Self-Efficacy

Your average

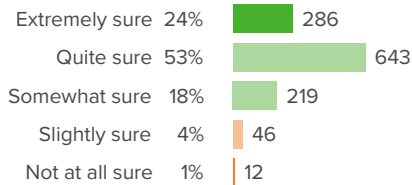
90%

1,214 responses

District average: **90%** Needham Public Schools

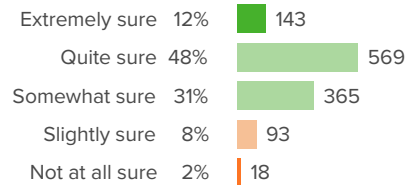
How did people respond?

Q.1: How sure are you that you can complete all the work that is assigned in your class?



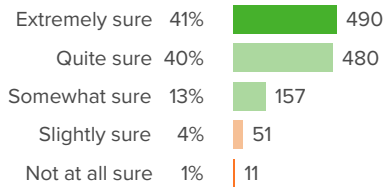
Favorable: **95%**

Q.2: When complicated ideas are discussed in class, how sure are you that you can understand them?



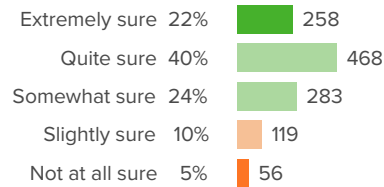
Favorable: **91%**

Q.3: How sure are you that you can learn all the topics taught in your class?



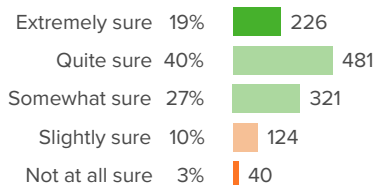
Favorable: **95%**

Q.4: How sure are you that you can do the hardest work that is assigned in your class?



Favorable: **85%**

Q.5: How sure are you that you will remember what you learned in your current class, next year?



Favorable: **86%**

Social Awareness

Your average

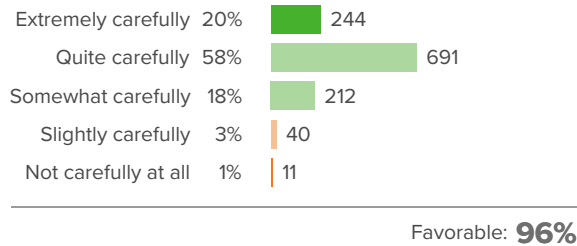
92%

1,214 responses

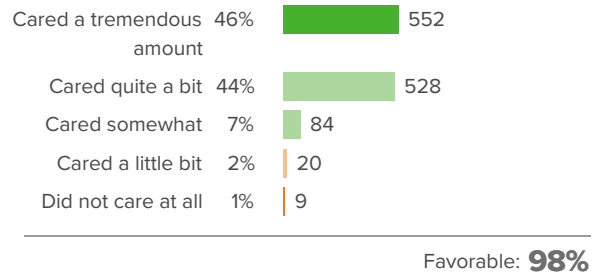
District average: **92%** Needham Public Schools

How did people respond?

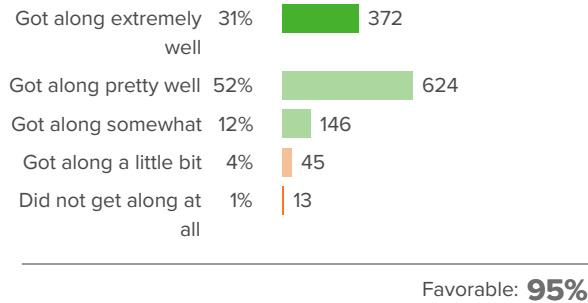
Q.1: During the past 30 days...How carefully did you listen to other people's points of view?



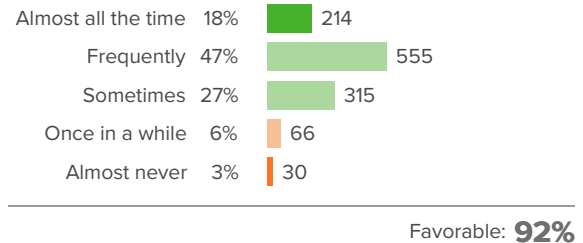
Q.2: During the past 30 days...How much did you care about other people's feelings?



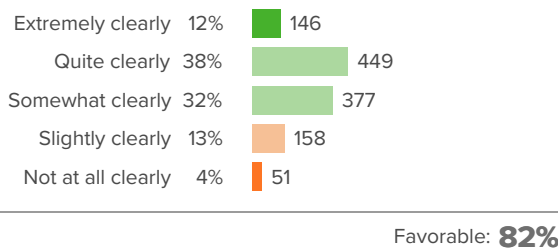
Q.3: During the past 30 days...How well did you get along with students who are different from you?



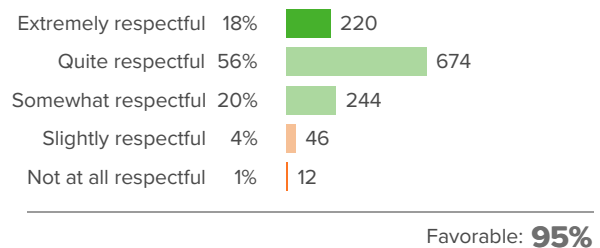
Q.4: During the past 30 days...How often did you compliment others' accomplishments?



Q.5: During the past 30 days...How clearly were you able to describe your feelings?

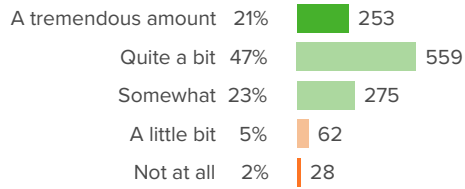


Q.6: During the past 30 days...When others disagreed with you, how respectful were you of their views?



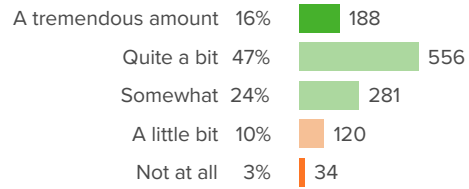


Q.7: During the past 30 days...To what extent were you able to stand up for yourself without putting others down?



Favorable: **92%**

Q.8: During the past 30 days...To what extent were you able to disagree with others without starting an argument?

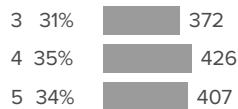


Favorable: **87%**

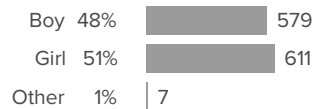
Background Questions

How did people respond?

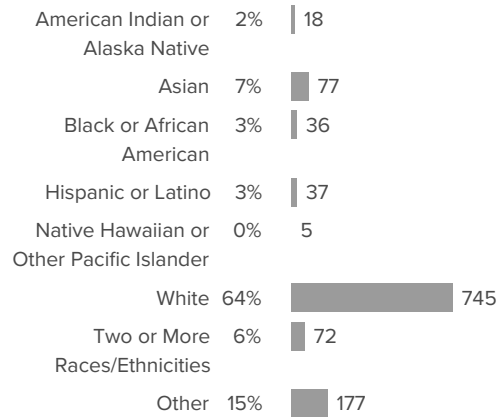
Q.1: In which grade are you?



Q.2: What is your gender identity?



Q.3: How do you describe yourself?



Q.4: Are you a Boston resident student in our METCO program?



Q.5: Do you receive English Language Learner (ELL) services?





Needham Public Schools

Grades 6-12
Spring 2018



Report created by
Panorama Education



Summary

Topic Description	Results
Goal 1: advance learning for all students	75%
Goal 2: develop social emotional skills	84%
Goal 3: adequate resources	84%
Resources	84%
School Belonging How much students feel that they are valued members of the school community.	80%
School Climate Perceptions of the overall social and learning climate of the school.	80%
School Engagement	63%
Self-Efficacy How much students believe they can succeed in achieving academic outcomes.	85%
Social Awareness How well students consider the perspectives of others and empathize with them.	92%

1,768 responses

Goal 1: advance learning for all students

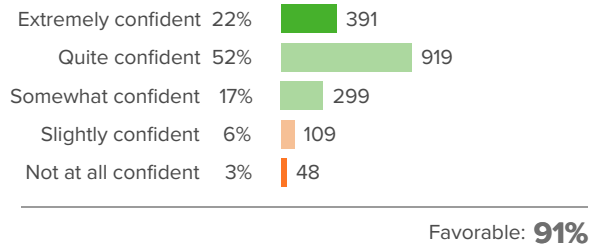
Your average

75%

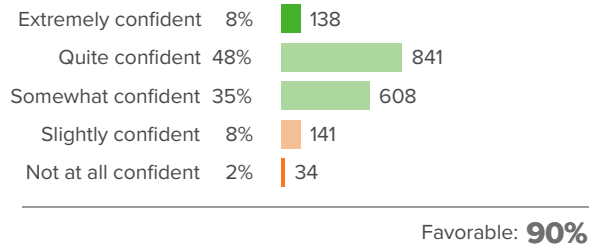
1,768 responses

How did people respond?

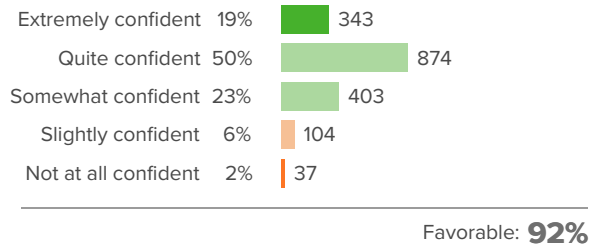
Q.1: How confident are you that you can complete all the work that is assigned in your classes?



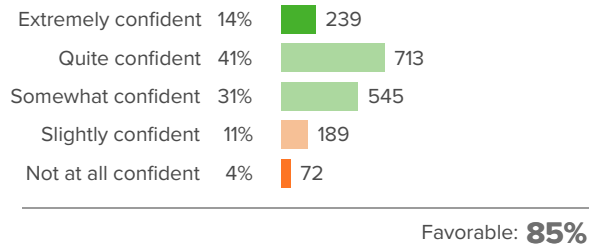
Q.2: When complicated ideas are presented in class, how confident are you that you can understand them?



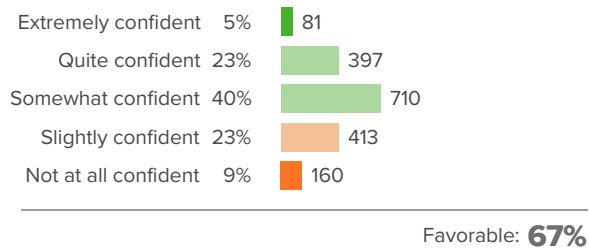
Q.3: How confident are you that you can learn all the material presented in your classes?



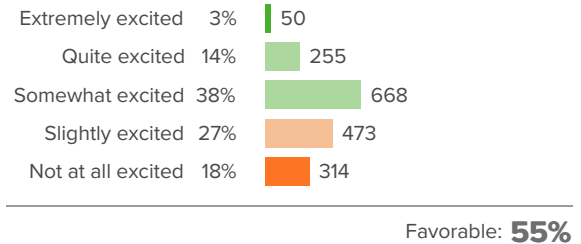
Q.4: How confident are you that you can do the hardest work that is assigned in your classes?



Q.5: How confident are you that you will remember what you learned in your current classes, next year?

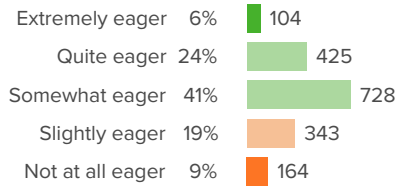


Q.6: How excited are you about going to your classes?



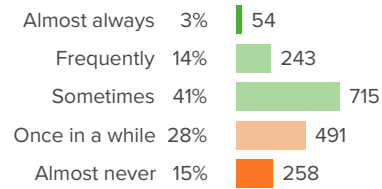


Q.7: In your classes, how eager are you to participate?



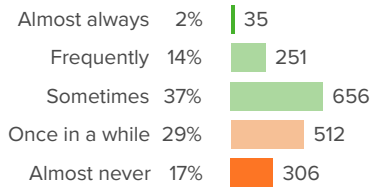
Favorable: **71%**

Q.8: How often do you get so focused on activities in your classes that you lose track of time?



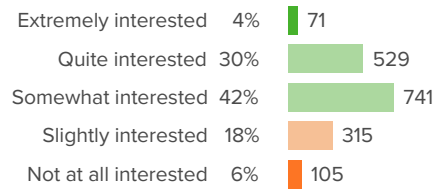
Favorable: **57%**

Q.9: When you are not in school, how often do you talk about ideas from your classes?



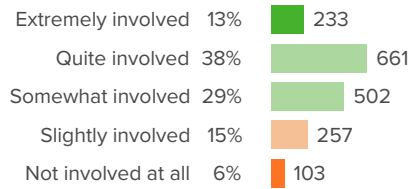
Favorable: **54%**

Q.10: Overall, how interested are you in your classes?



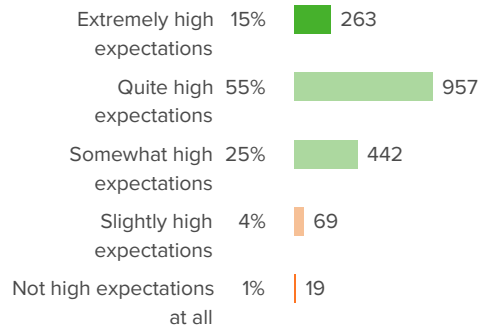
Favorable: **76%**

Q.11: How involved are you in decision-making about your education?



Favorable: **79%**

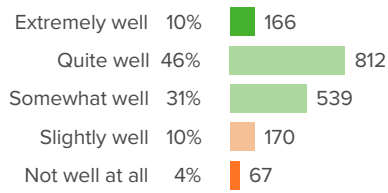
Q.12: How high are your teachers' expectations of you?



Favorable: **95%**

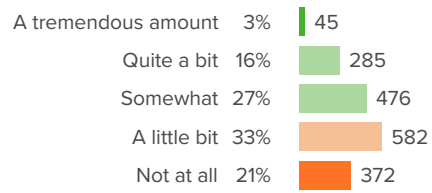


Q.13: How well does the curriculum (course offerings) meet your needs?



Favorable: **86%**

Q.14: To what extent does homework further your learning?



Favorable: **46%**

Goal 2: develop social emotional skills

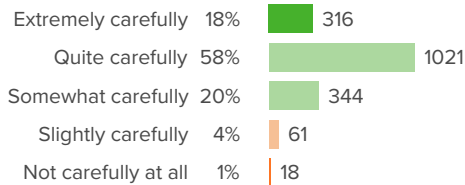
Your average

84%

1,768 responses

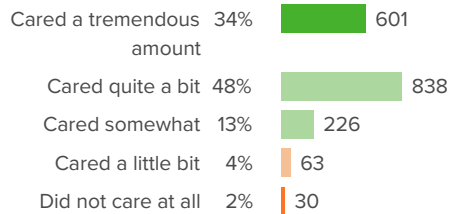
How did people respond?

Q.1: During the past 30 days...How carefully did you listen to other people's points of view?



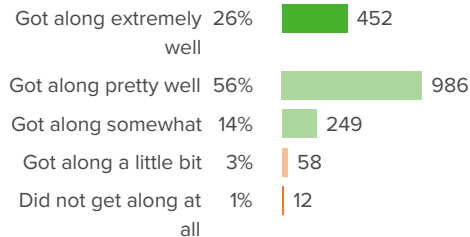
Favorable: **96%**

Q.2: During the past 30 days...How much did you care about other people's feelings?



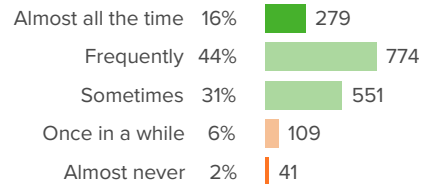
Favorable: **95%**

Q.3: During the past 30 days...How well did you get along with students who are different from you?



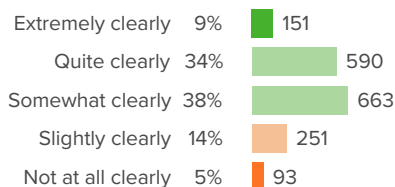
Favorable: **96%**

Q.4: During the past 30 days...How often did you compliment others' accomplishments?



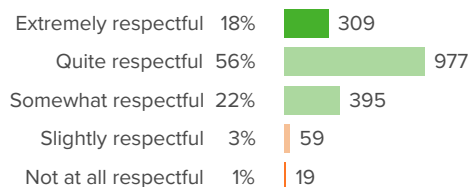
Favorable: **91%**

Q.5: During the past 30 days...How clearly were you able to describe your feelings?



Favorable: **80%**

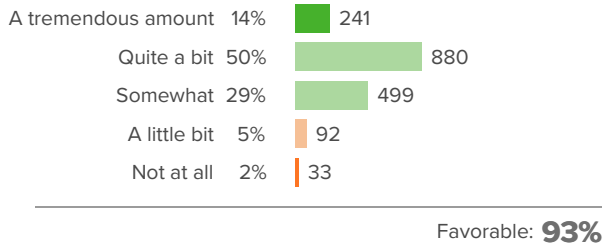
Q.6: During the past 30 days...When others disagreed with you, how respectful were you of their views?



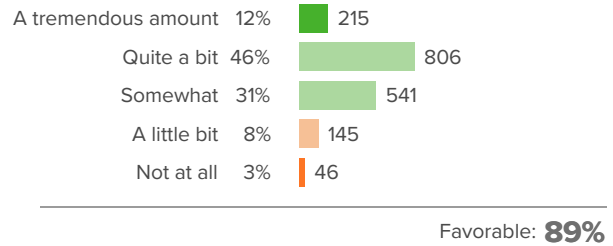
Favorable: **96%**



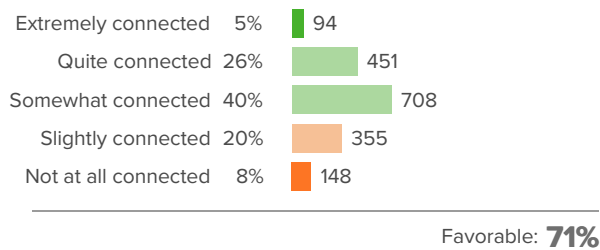
Q.7: During the past 30 days...To what extent were you able to stand up for yourself without putting others down?



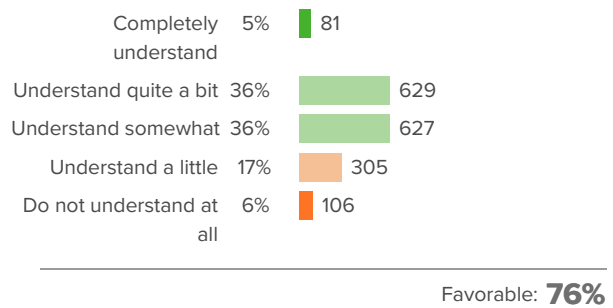
Q.8: During the past 30 days...To what extent were you able to disagree with others without starting an argument?



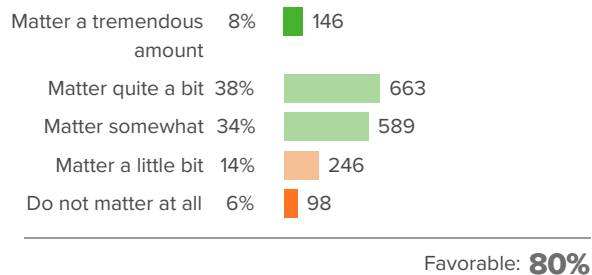
Q.9: How connected do you feel to the adults at your school?



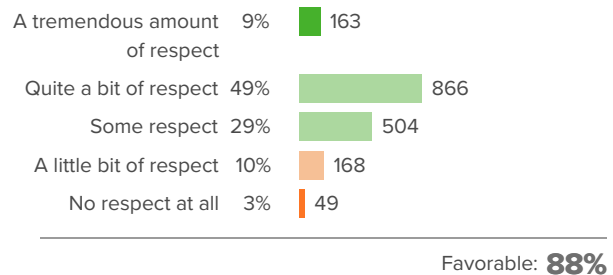
Q.10: How well do people at your school understand you as a person?



Q.11: How much do you matter to others at this school?

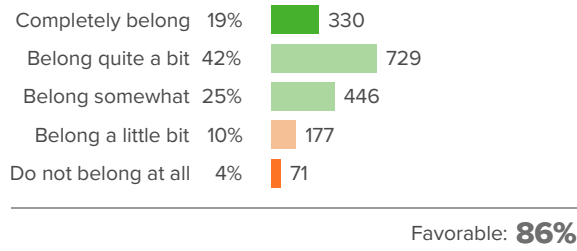


Q.12: How much respect do students in your school show you?

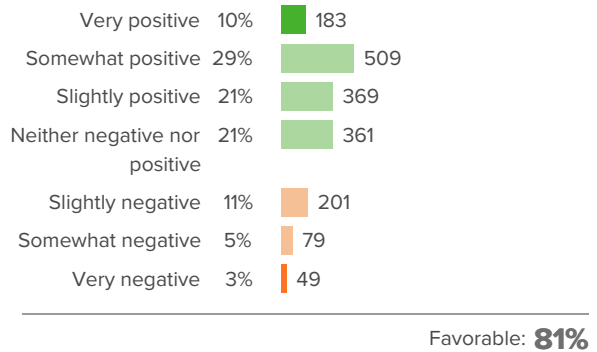




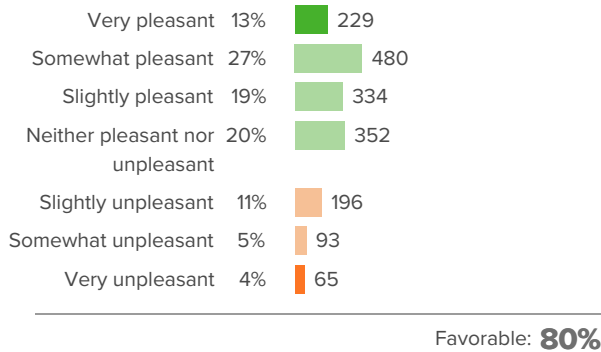
Q.13: Overall, how much do you feel like you belong at your school?



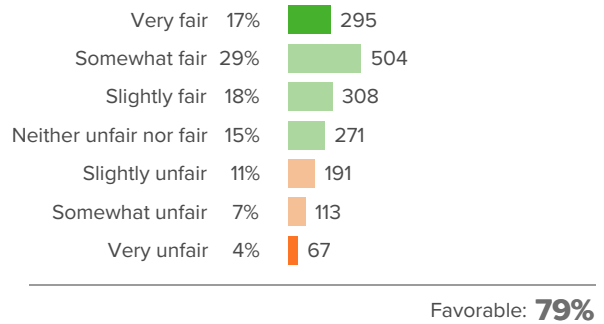
Q.14: How positive or negative is the energy of the school?



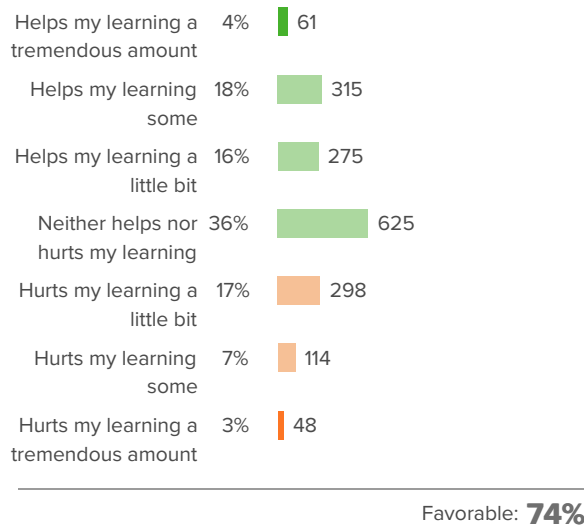
Q.15: How pleasant or unpleasant is the physical space at your school?



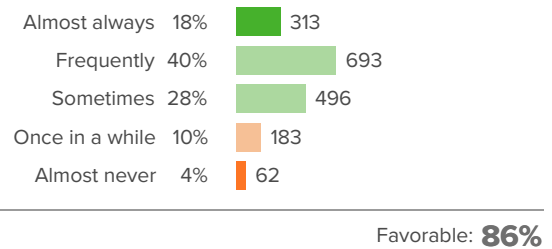
Q.16: How fair or unfair are the rules for the students at this school?



Q.17: At your school, how much does the behavior of other students hurt or help your learning?

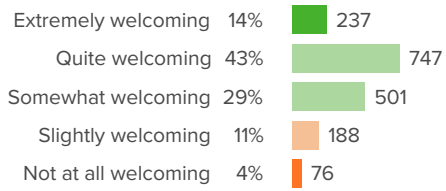


Q.18: How often do your teachers seem excited to be teaching your classes?



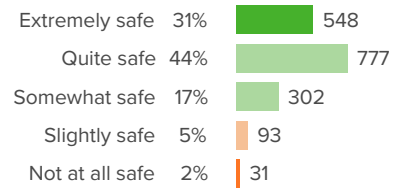


Q.19: How welcoming does the school feel to you?



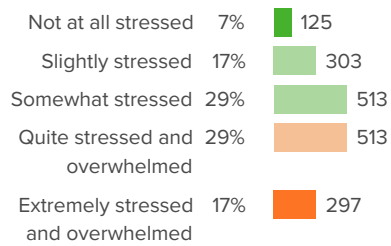
Favorable: **85%**

Q.20: How safe do you feel at school?



Favorable: **93%**

Q.21: How stressed or overwhelmed do you feel at school?



Favorable: **54%**

Goal 3: adequate resources

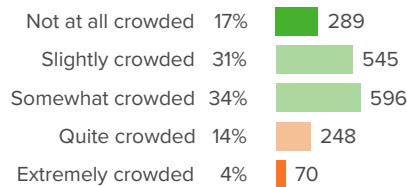
Your average

84%

1,768 responses

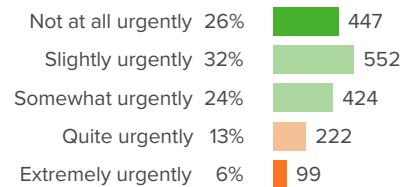
How did people respond?

Q.1: At your school, how crowded do the learning spaces feel?



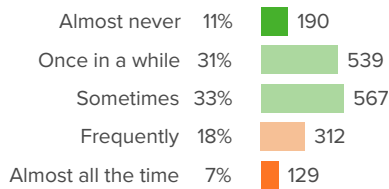
Favorable: **82%**

Q.2: How urgently does your school's technology need to be updated?



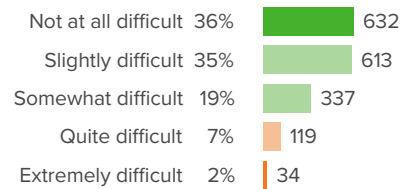
Favorable: **82%**

Q.3: How often do your school's facilities need repairs?



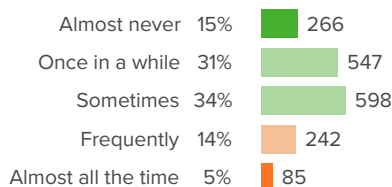
Favorable: **75%**

Q.4: When you need extra support, how difficult is it to get that support?



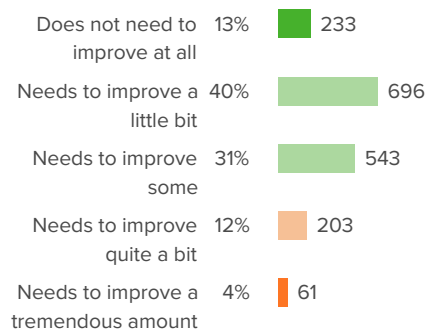
Favorable: **91%**

Q.5: When you need help from an adult at school, how often do you have to wait to get that help?



Favorable: **81%**

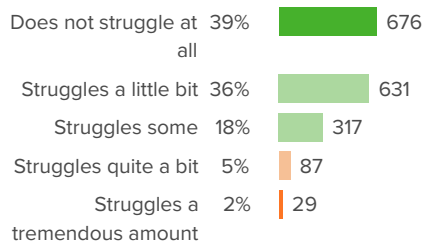
Q.6: To what extent does the quality of the resources at your school need to improve?



Favorable: **85%**

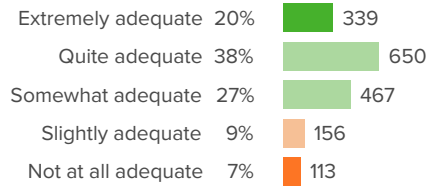


Q.7: Overall, how much does your school struggle due to a lack of resources?



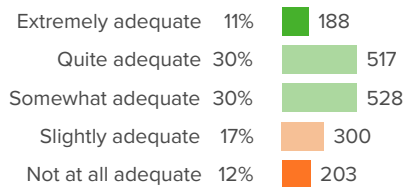
Favorable: **93%**

Q.8: Transportation?



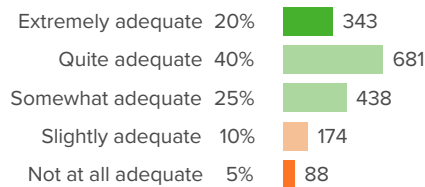
Favorable: **84%**

Q.9: Food Services?



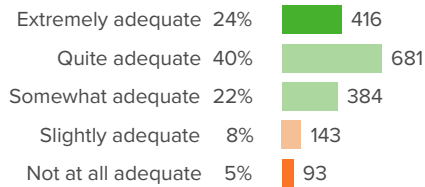
Favorable: **71%**

Q.10: Nursing?



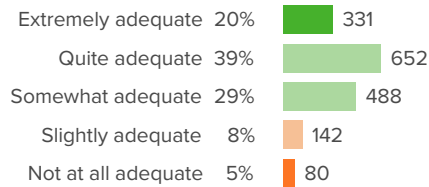
Favorable: **85%**

Q.11: Guidance?



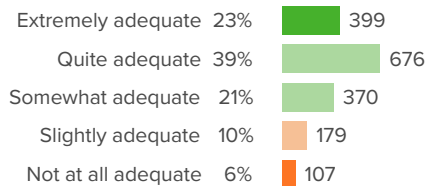
Favorable: **86%**

Q.12: After School Programs?



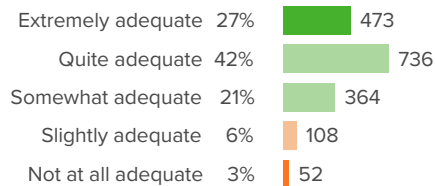
Favorable: **87%**

Q.13: Phys Ed or Athletic Programs?



Favorable: **83%**

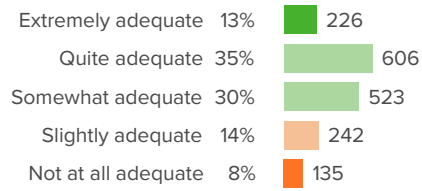
Q.14: Library/Media Center?



Favorable: **91%**

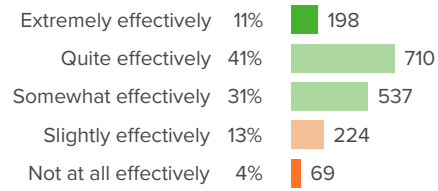


Q.15: School website?



Favorable: **78%**

Q.16: How effectively does the school communicate information to students?



Favorable: **83%**

Resources

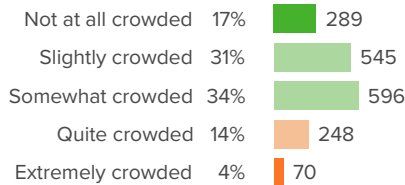
Your average

84%

1,768 responses

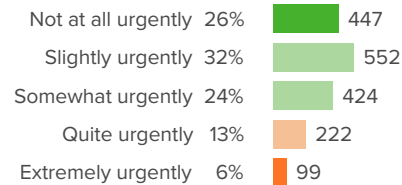
How did people respond?

Q.1: At your school, how crowded do the learning spaces feel?



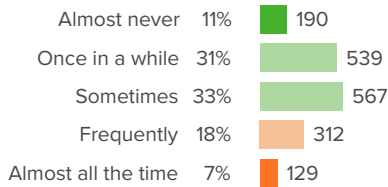
Favorable: **82%**

Q.2: How urgently does your school's technology need to be updated?



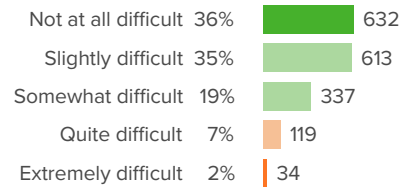
Favorable: **82%**

Q.3: How often do your school's facilities need repairs?



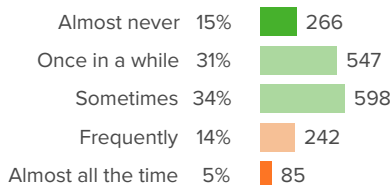
Favorable: **75%**

Q.4: When you need extra support, how difficult is it to get that support?



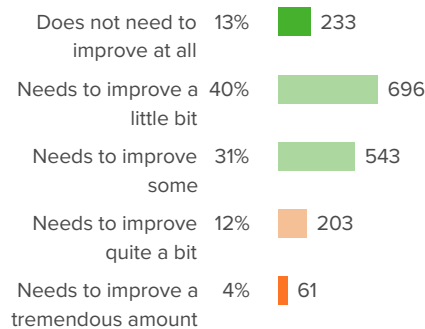
Favorable: **91%**

Q.5: When you need help from an adult at school, how often do you have to wait to get that help?



Favorable: **81%**

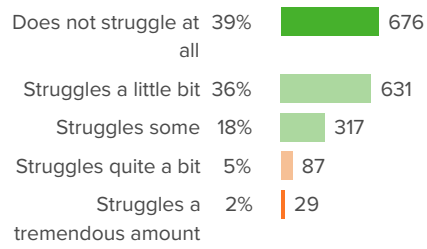
Q.6: To what extent does the quality of the resources at your school need to improve?



Favorable: **85%**



Q.7: Overall, how much does your school struggle due to a lack of resources?



Favorable: **93%**

School Belonging

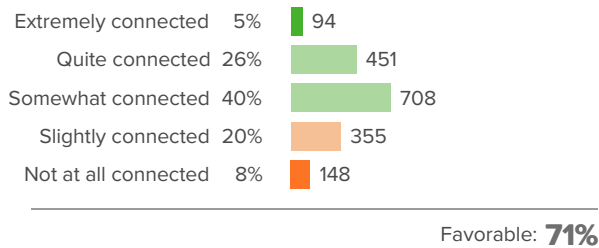
Your average

80%

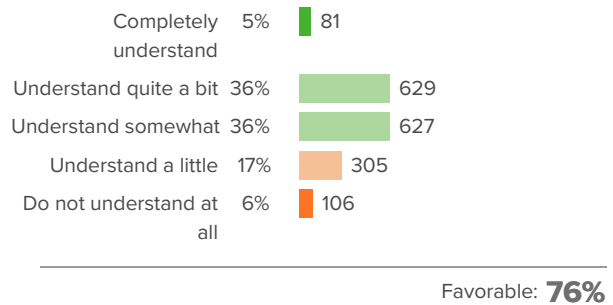
1,768 responses

How did people respond?

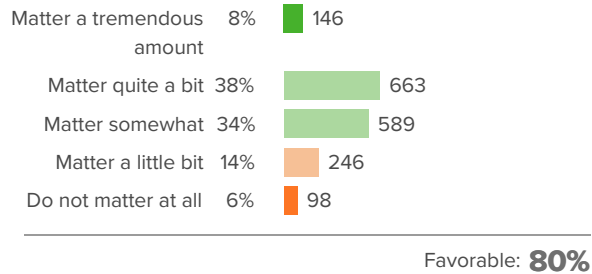
Q.1: How connected do you feel to the adults at your school?



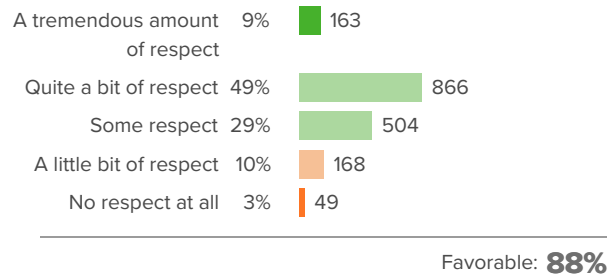
Q.2: How well do people at your school understand you as a person?



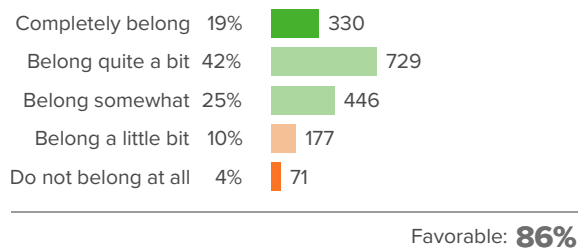
Q.3: How much do you matter to others at this school?



Q.4: How much respect do students in your school show you?



Q.5: Overall, how much do you feel like you belong at your school?



School Climate

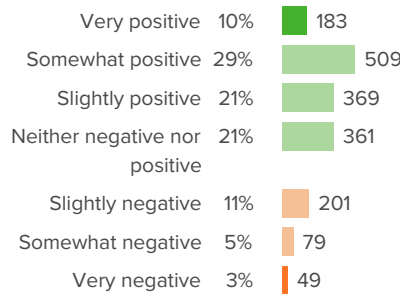
Your average

80%

1,768 responses

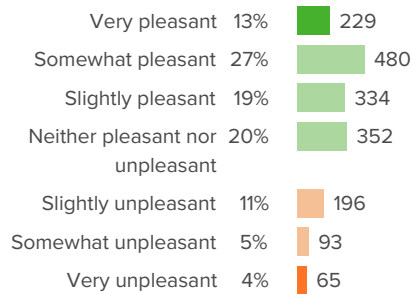
How did people respond?

Q.1: How positive or negative is the energy of the school?



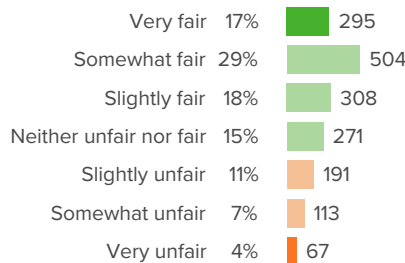
Favorable: **81%**

Q.2: How pleasant or unpleasant is the physical space at your school?



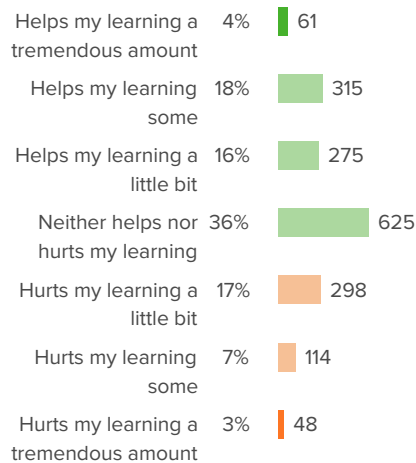
Favorable: **80%**

Q.3: How fair or unfair are the rules for the students at this school?



Favorable: **79%**

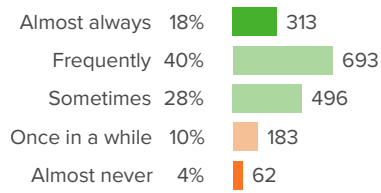
Q.4: At your school, how much does the behavior of other students hurt or help your learning?



Favorable: **74%**



Q.5: How often do your teachers seem excited to be teaching your classes?



Favorable: **86%**

School Engagement

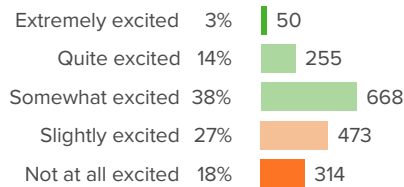
Your average

63%

1,768 responses

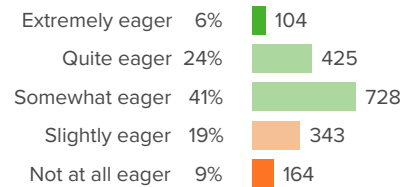
How did people respond?

Q.1: How excited are you about going to your classes?



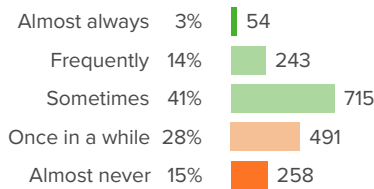
Favorable: **55%**

Q.2: In your classes, how eager are you to participate?



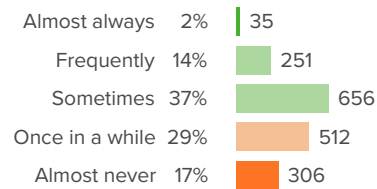
Favorable: **71%**

Q.3: How often do you get so focused on activities in your classes that you lose track of time?



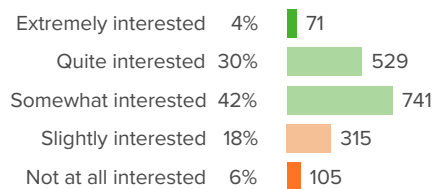
Favorable: **57%**

Q.4: When you are not in school, how often do you talk about ideas from your classes?



Favorable: **54%**

Q.5: Overall, how interested are you in your classes?



Favorable: **76%**

Self-Efficacy

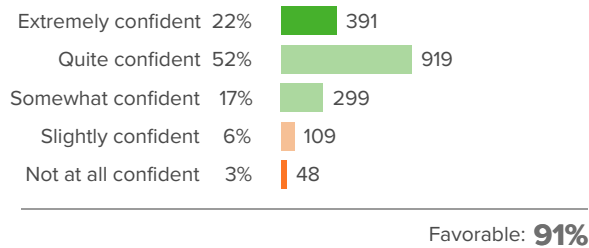
Your average

85%

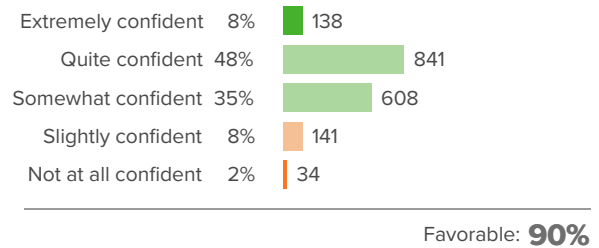
1,768 responses

How did people respond?

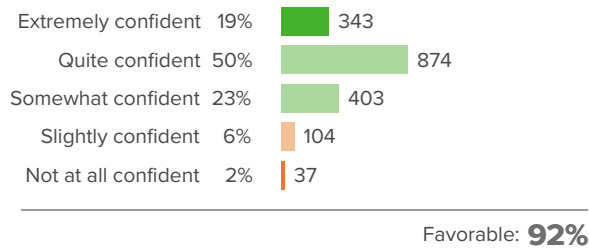
Q.1: How confident are you that you can complete all the work that is assigned in your classes?



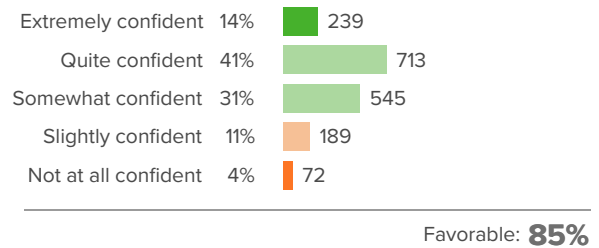
Q.2: When complicated ideas are presented in class, how confident are you that you can understand them?



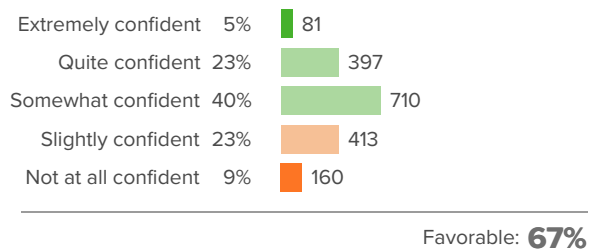
Q.3: How confident are you that you can learn all the material presented in your classes?



Q.4: How confident are you that you can do the hardest work that is assigned in your classes?



Q.5: How confident are you that you will remember what you learned in your current classes, next year?



Social Awareness

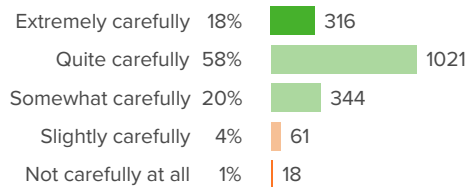
Your average

92%

1,768 responses

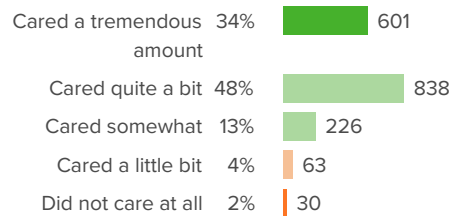
How did people respond?

Q.1: During the past 30 days...How carefully did you listen to other people's points of view?



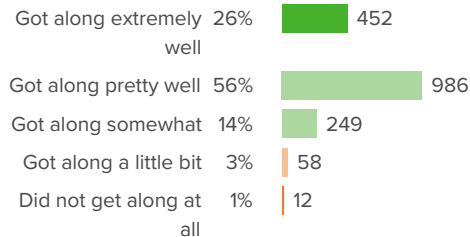
Favorable: **96%**

Q.2: During the past 30 days...How much did you care about other people's feelings?



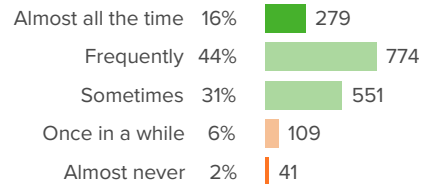
Favorable: **95%**

Q.3: During the past 30 days...How well did you get along with students who are different from you?



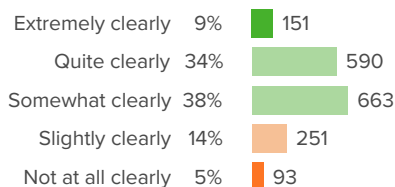
Favorable: **96%**

Q.4: During the past 30 days...How often did you compliment others' accomplishments?



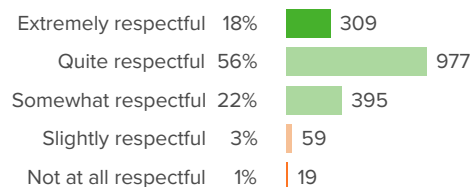
Favorable: **91%**

Q.5: During the past 30 days...How clearly were you able to describe your feelings?



Favorable: **80%**

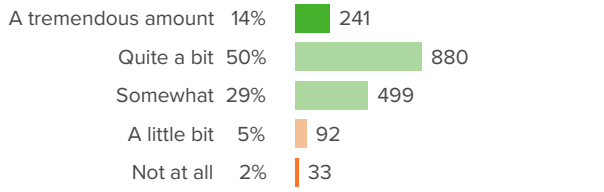
Q.6: During the past 30 days...When others disagreed with you, how respectful were you of their views?



Favorable: **96%**

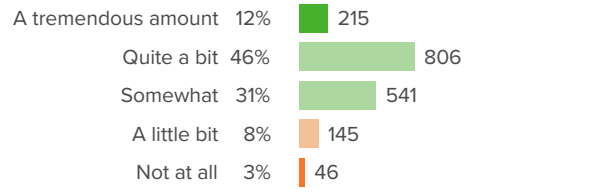


Q.7: During the past 30 days...To what extent were you able to stand up for yourself without putting others down?



Favorable: **93%**

Q.8: During the past 30 days...To what extent were you able to disagree with others without starting an argument?

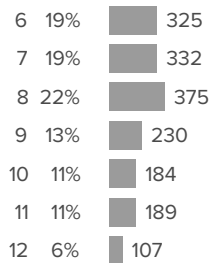


Favorable: **89%**

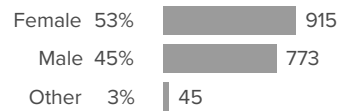
Background Questions

How did people respond?

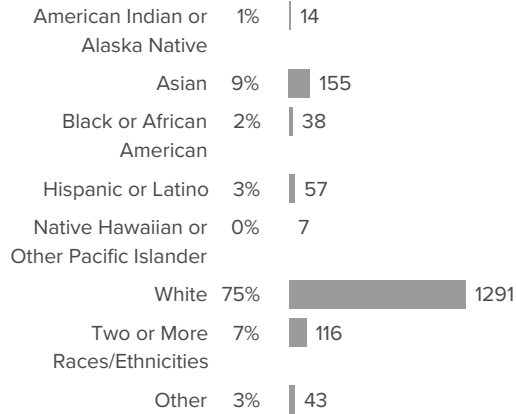
Q.1: In which grade are you?



Q.2: What is your gender identity?




Q.3: What is your race or ethnicity?



Q.4: Do you receive English Language Learner (ELL) services from the district now or in the past?



Q.5: Are you a Boston resident student in our METCO program?



Q.6: Do you receive special education services?





Needham Public Schools

INSTRUCTIONAL STAFF SURVEY

Spring 2018



Report created by
Panorama Education



Summary

Topic Description	Results
Educating All Students Faculty perceptions of their readiness to address issues of diversity.	95%
Goal 1: advance learning for all students	94%
Goal 2: develop social emotional skills	92%
Goal 3: adequate resources	84%
Professional Learning Perceptions of the amount and quality of professional growth and learning opportunities available to faculty and staff.	82%
Resources	76%
School Climate Perceptions of the overall social and learning climate of the school.	94%
Teaching Efficacy Faculty perceptions of their professional strengths and areas for growth.	96%

506 responses

Educating All Students

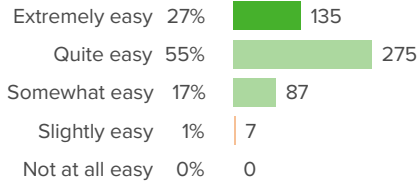
Your average

95%

506 responses

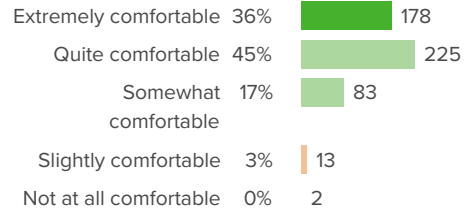
How did people respond?

Q.1: How easy do you find interacting with students at your school who are from a different cultural background than your own?



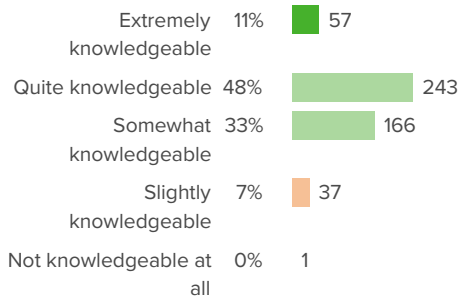
Favorable: **99%**

Q.2: How comfortable would you be incorporating new material about people from different backgrounds into your curriculum?



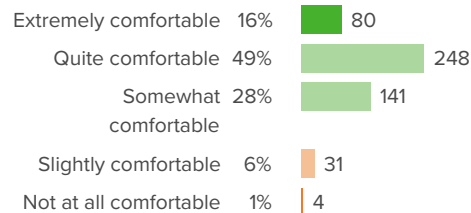
Favorable: **97%**

Q.3: How knowledgeable are you regarding where to find resources for working with students who have unique learning needs?



Favorable: **92%**

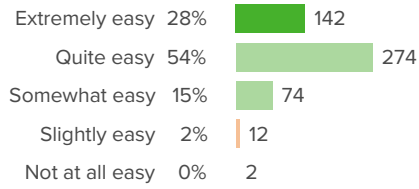
Q.4: If students from different backgrounds struggled to get along in your class, how comfortable would you be intervening?



Favorable: **93%**

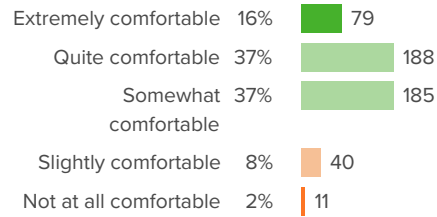


Q.5: How easy would it be for you to teach a class with groups of students from very different religions from each other?



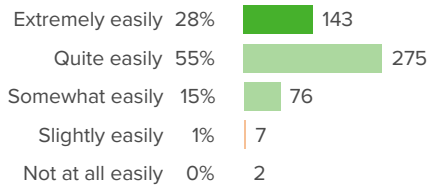
Favorable: **97%**

Q.6: In response to events that might be occurring in the world, how comfortable would you be having conversations about race with your students?



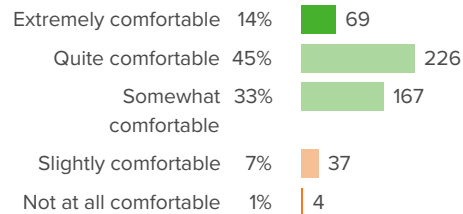
Favorable: **90%**

Q.7: How easily do you think you could make a particularly overweight student feel like a part of class?



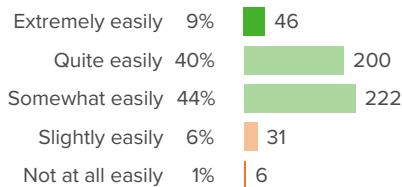
Favorable: **98%**

Q.8: How comfortable would you be having a student who could not communicate well with anyone in class because his/her home language was unique?



Favorable: **92%**

Q.9: When a sensitive issue of diversity arises in class, how easily can you think of strategies to address the situation?



Favorable: **93%**

Goal 1: advance learning for all students

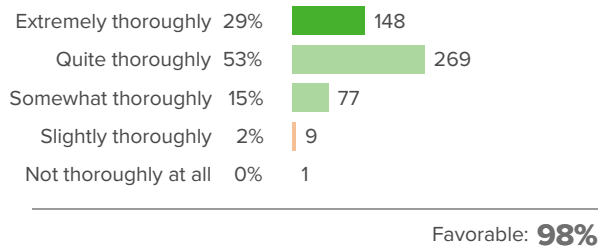
Your average

94%

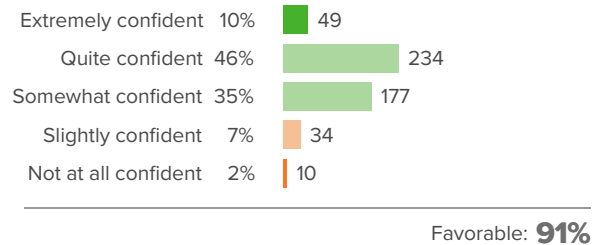
506 responses

How did people respond?

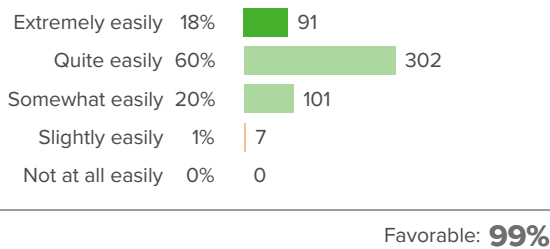
Q.1: How thoroughly do you feel that you know all the content you need to teach?



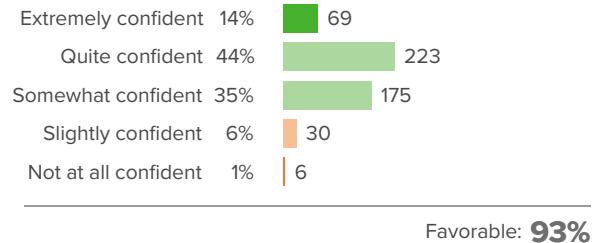
Q.2: How confident are you that you can move through material at a pace that works well for each of your students?



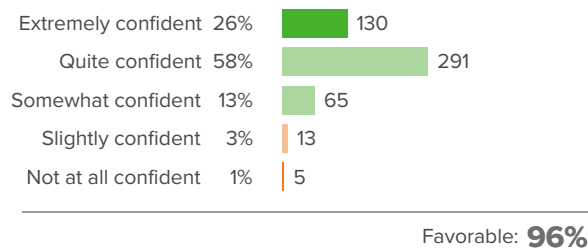
Q.3: When one of your teaching strategies fails to work for a group of students, how easily can you think of another approach to try?



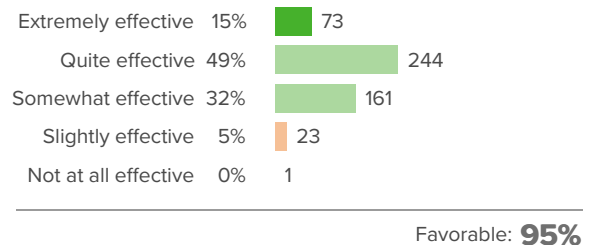
Q.4: How confident are you that you can help your school's most challenging students to learn?



Q.5: If a parent were upset about something in your class, how confident are you that you could have a productive conversation with this parent?

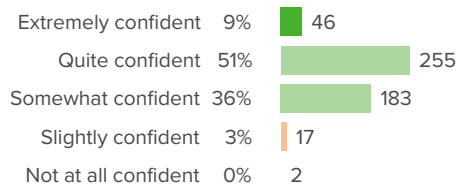


Q.6: How effective do you think you are at managing particularly disruptive classes?



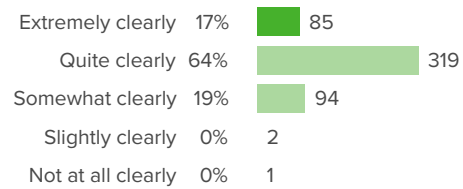


Q.7: How confident are you that you can engage students who typically are not motivated?



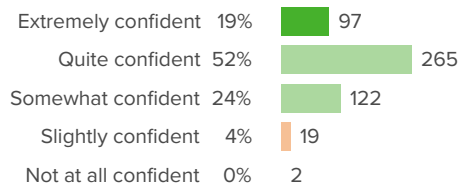
Favorable: **96%**

Q.8: How clearly can you explain the most complicated content to your students?



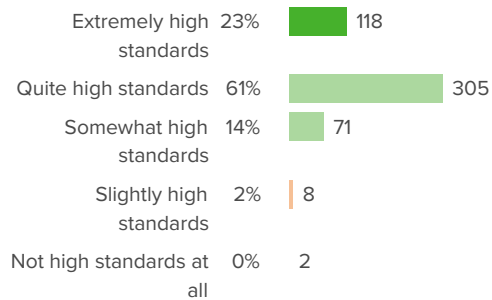
Favorable: **99%**

Q.9: How confident are you that you can meet the learning needs of your most advanced students?



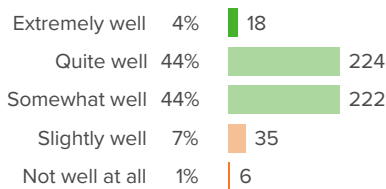
Favorable: **96%**

Q.10: How high are the academic standards for students at your school?



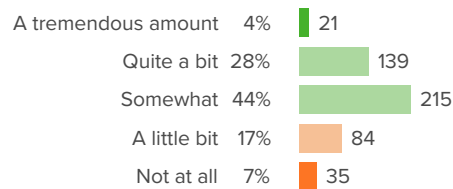
Favorable: **98%**

Q.11: How well does the curriculum meet the needs of all students?



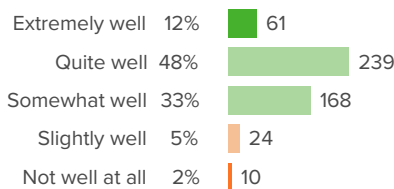
Favorable: **92%**

Q.12: To what extent does homework further student learning?



Favorable: **76%**

Q.13: How well does this school do in encouraging parent/guardian involvement?



Favorable: **93%**

Goal 2: develop social emotional skills

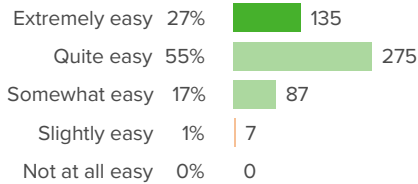
Your average

92%

506 responses

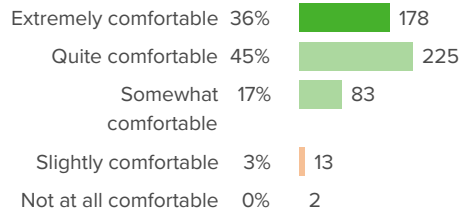
How did people respond?

Q.1: How easy do you find interacting with students at your school who are from a different cultural background than your own?



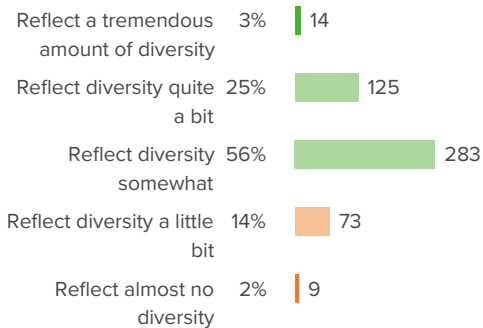
Favorable: **99%**

Q.2: How comfortable would you be incorporating new material about people from different backgrounds into your curriculum?



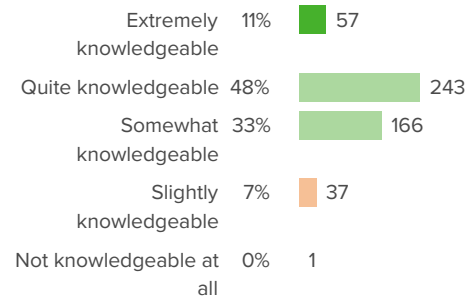
Favorable: **97%**

Q.3: How much do the curriculum resources at your school reflect people from diverse cultures?



Favorable: **84%**

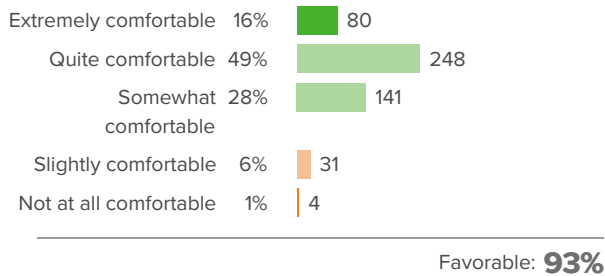
Q.4: How knowledgeable are you regarding where to find resources for working with students who have unique learning needs?



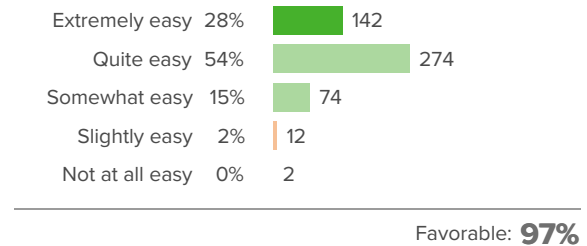
Favorable: **92%**



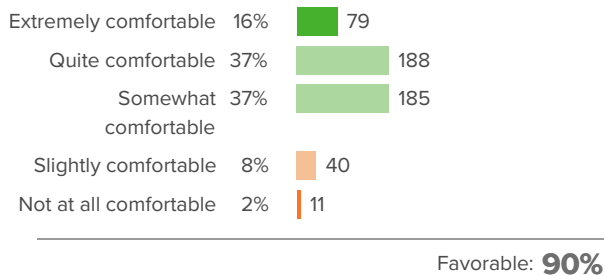
Q.5: If students from different backgrounds struggled to get along in your class, how comfortable would you be intervening?



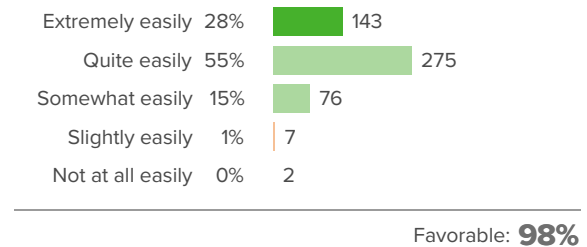
Q.6: How easy would it be for you to teach a class with groups of students from very different religions from each other?



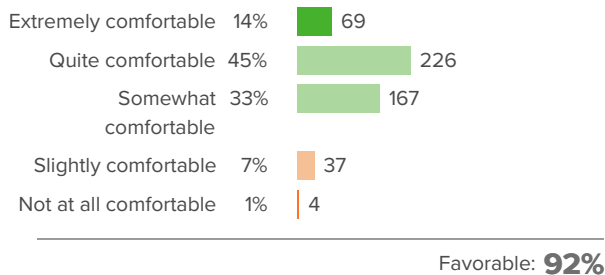
Q.7: In response to events that might be occurring in the world, how comfortable would you be having conversations about race with your students?



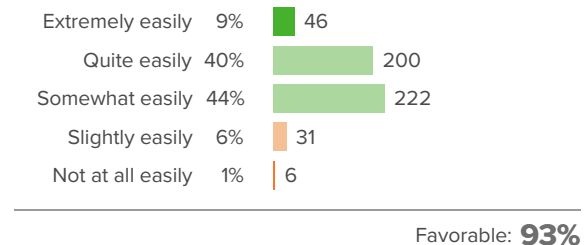
Q.8: How easily do you think you could make a particularly overweight student feel like a part of class?



Q.9: How comfortable would you be having a student who could not communicate well with anyone in class because his/her home language was unique?

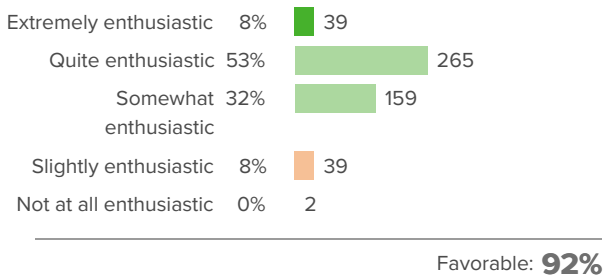


Q.10: When a sensitive issue of diversity arises in class, how easily can you think of strategies to address the situation?

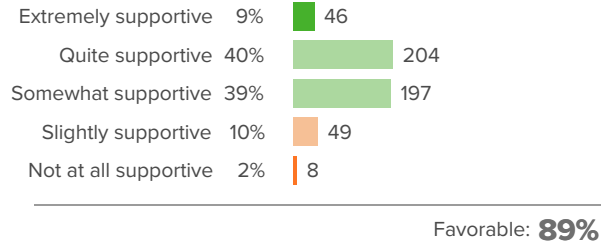




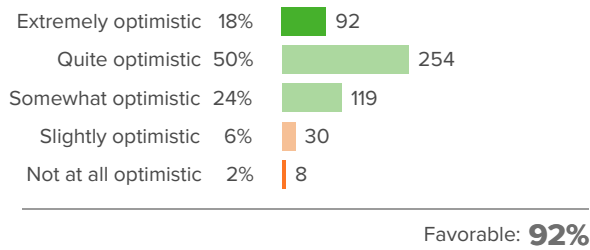
Q.11: On most days, how enthusiastic are the students about being at school?



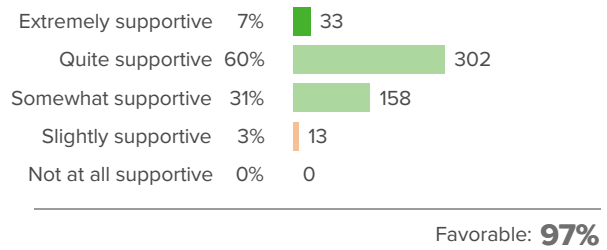
Q.12: When new initiatives to improve teaching are presented at your school, how supportive are your colleagues?



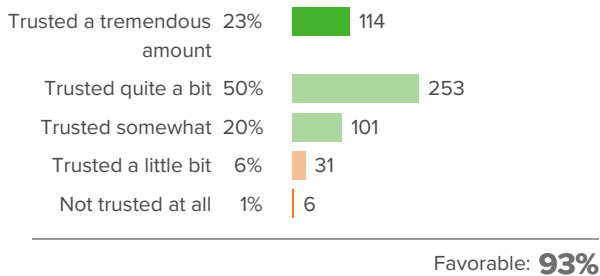
Q.13: How optimistic are you that your school will improve in the future?



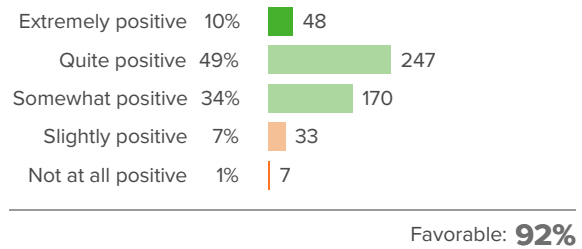
Q.14: How supportive are students in their interactions with each other?



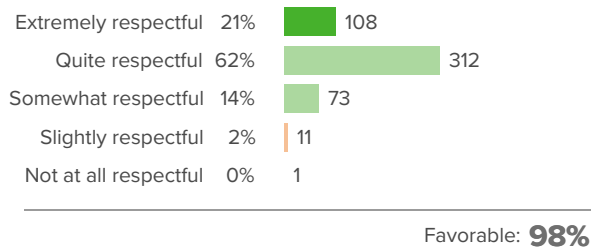
Q.15: To what extent are teachers trusted to teach in the way they think is best?



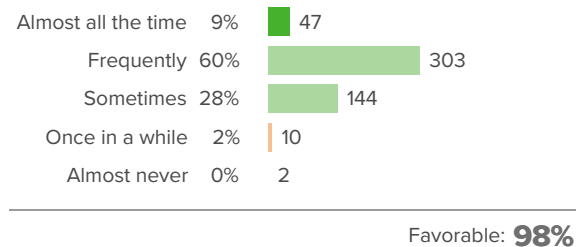
Q.16: How positive are the attitudes of your colleagues?



Q.17: How respectful are the relationships between teachers and students?

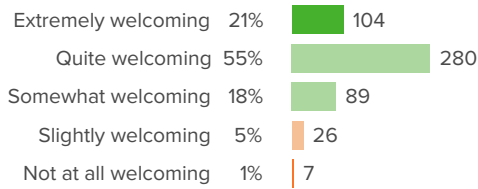


Q.18: How often do you see students helping each other without being prompted?



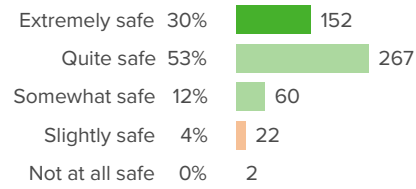


Q.19: How welcoming does the school feel to our staff?



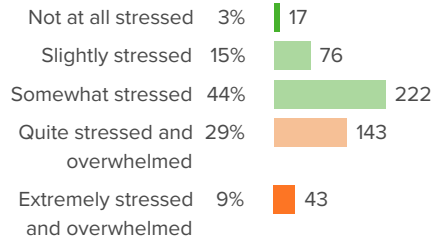
Favorable: **93%**

Q.20: How safe is the school environment for our staff?



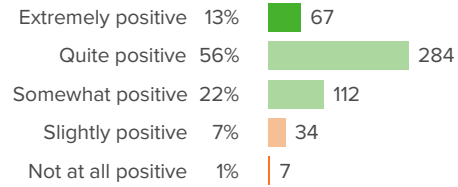
Favorable: **95%**

Q.21: To what extent are your students stressed or overwhelmed by school?



Favorable: **63%**

Q.22: Overall, how positive is the working environment at your school?



Favorable: **92%**

Goal 3: adequate resources

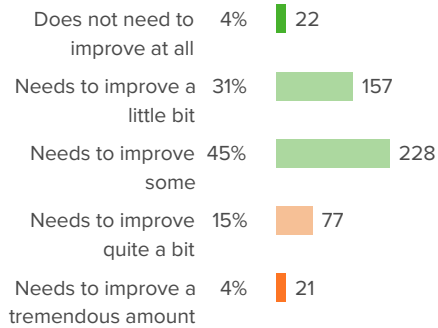
Your average

84%

506 responses

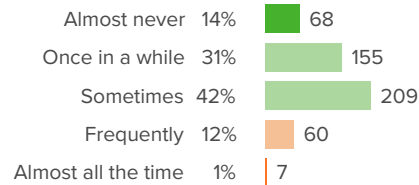
How did people respond?

Q.1: To what extent does the quality of the resources at your school need to improve?



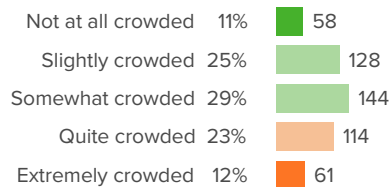
Favorable: **81%**

Q.2: When students need help from an adult, how often do they have to wait to get that help?



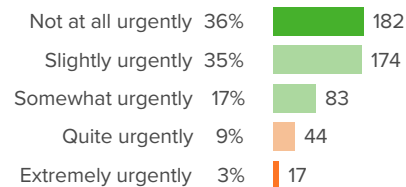
Favorable: **87%**

Q.3: At your school, how crowded do the learning spaces feel?



Favorable: **65%**

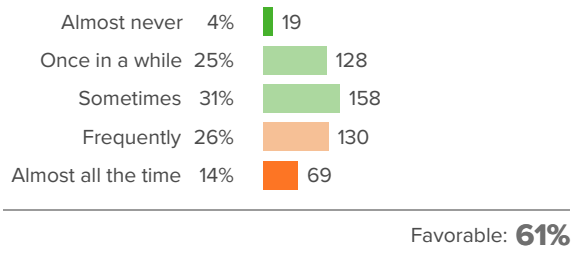
Q.4: How urgently does your school's technology need to be updated?



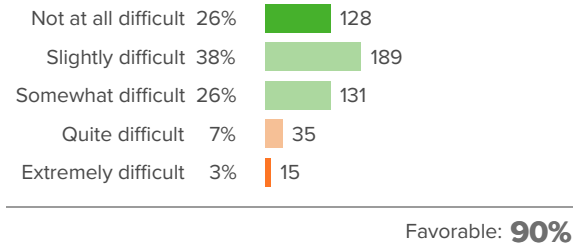
Favorable: **88%**



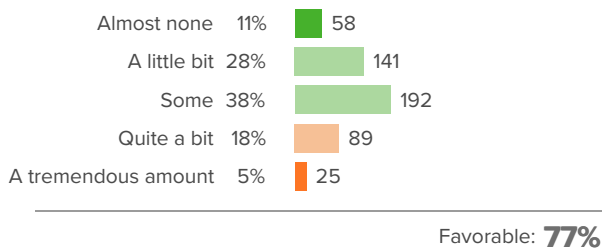
Q.5: How often do your school's facilities need repairs?



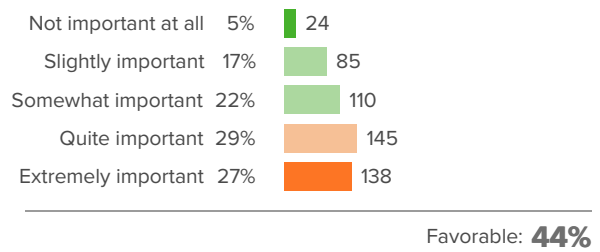
Q.6: For students who need extra support, how difficult is it for them to get the support that they need?



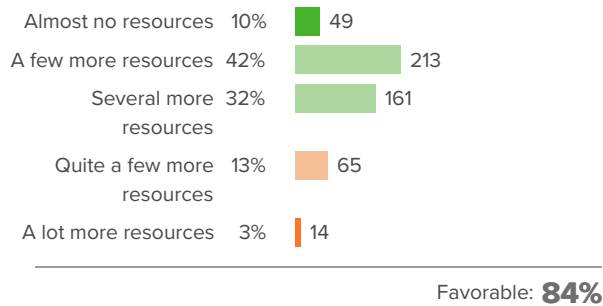
Q.7: How much of your own money do you spend on your classroom?



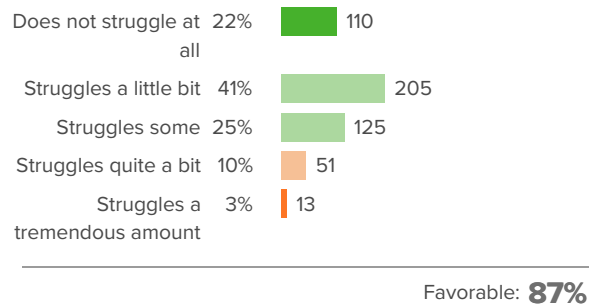
Q.8: How important is it for your school to hire more specialists to help students?



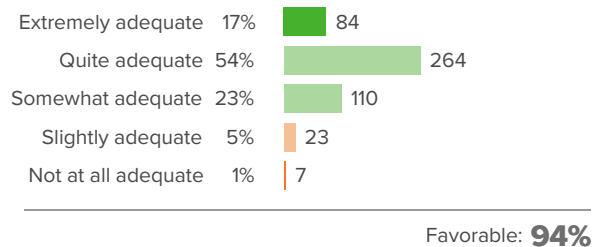
Q.9: How many more resources do you need to adequately support your students' learning?



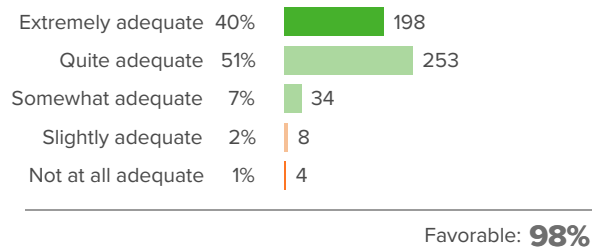
Q.10: Overall, how much does your school struggle due to a lack of resources?



Q.11: Transportation?

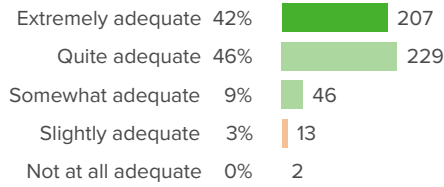


Q.12: Food Services?



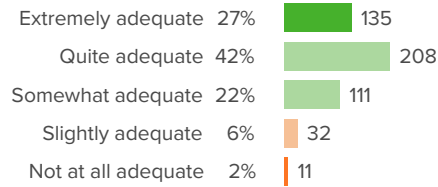


Q.13: Nursing?



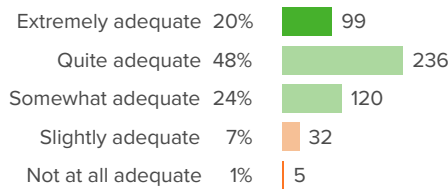
Favorable: **97%**

Q.14: Guidance?



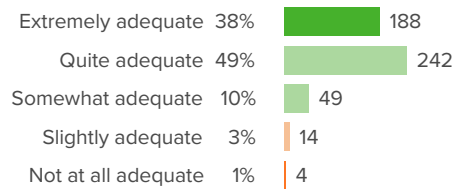
Favorable: **91%**

Q.15: After School Programs?



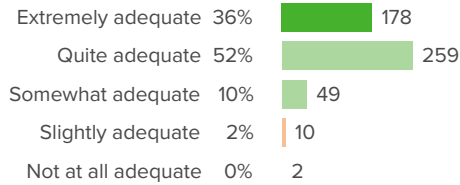
Favorable: **92%**

Q.16: Phys Ed or Athletic Programs?



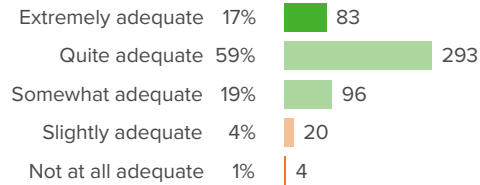
Favorable: **96%**

Q.17: Library/Media Center?



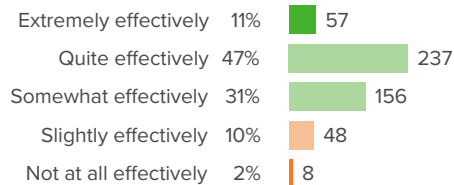
Favorable: **98%**

Q.18: School website?



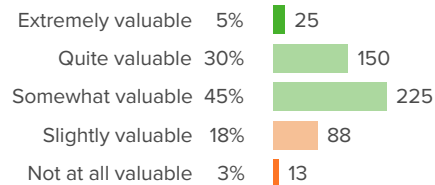
Favorable: **95%**

Q.19: How effectively do administrators communicate information to staff?



Favorable: **89%**

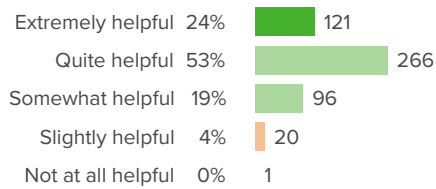
Q.20: At your school, how valuable are the available professional development opportunities?



Favorable: **80%**

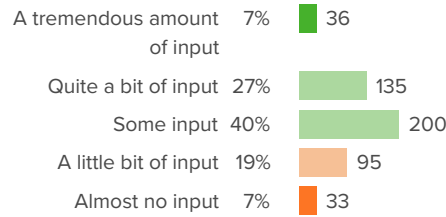


Q.21: How helpful are your colleagues' ideas for improving your teaching?



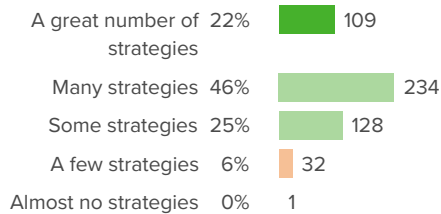
Favorable: **96%**

Q.22: How much input do you have into individualizing your own professional development opportunities?



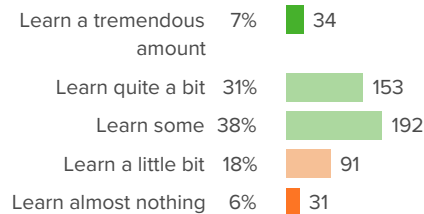
Favorable: **74%**

Q.23: Through working at your school, how many new teaching strategies have you learned?



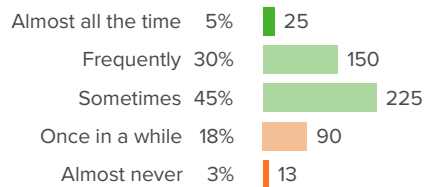
Favorable: **93%**

Q.24: Overall, how much do you learn about teaching from the leaders at your school?



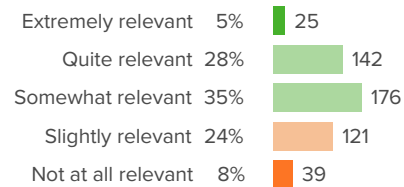
Favorable: **76%**

Q.25: How often do your professional development opportunities help you explore new ideas?



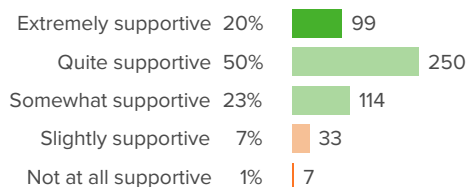
Favorable: **80%**

Q.26: How relevant have your professional development opportunities been to the content that you teach?



Favorable: **68%**

Q.27: Overall, how supportive has the school been of your growth as a teacher?



Favorable: **92%**

Professional Learning

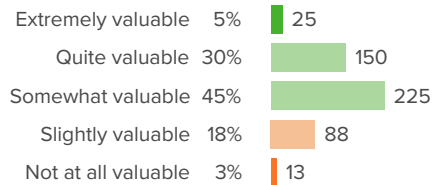
Your average

82%

506 responses

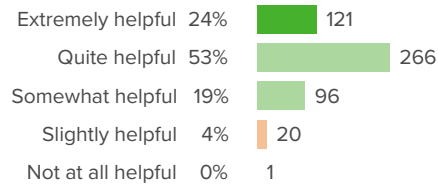
How did people respond?

Q.1: At your school, how valuable are the available professional development opportunities?



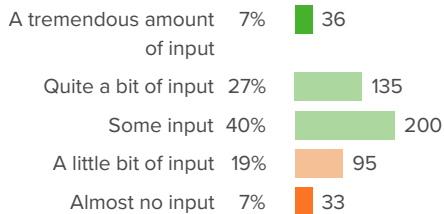
Favorable: **80%**

Q.2: How helpful are your colleagues' ideas for improving your teaching?



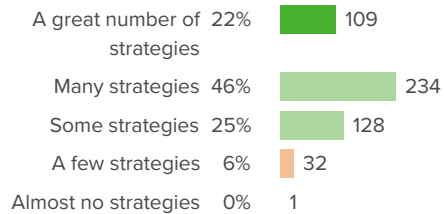
Favorable: **96%**

Q.3: How much input do you have into individualizing your own professional development opportunities?



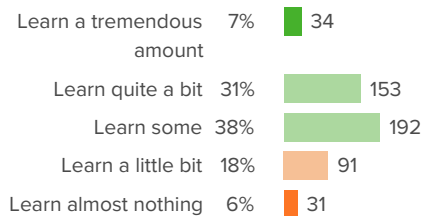
Favorable: **74%**

Q.4: Through working at your school, how many new teaching strategies have you learned?



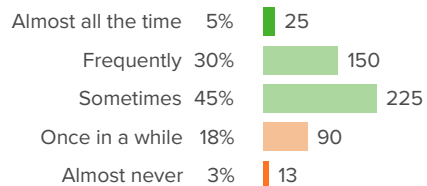
Favorable: **93%**

Q.5: Overall, how much do you learn about teaching from the leaders at your school?



Favorable: **76%**

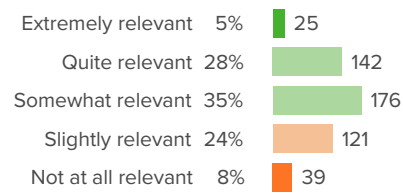
Q.6: How often do your professional development opportunities help you explore new ideas?



Favorable: **80%**

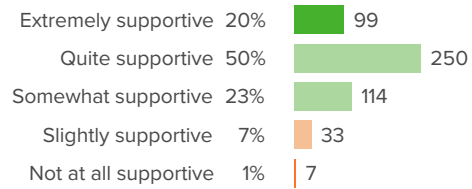


Q.7: How relevant have your professional development opportunities been to the content that you teach?



Favorable: **68%**

Q.8: Overall, how supportive has the school been of your growth as a teacher?



Favorable: **92%**

Resources

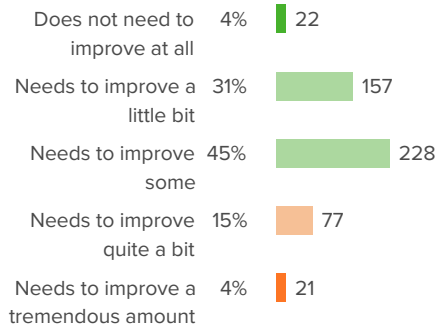
Your average

76%

506 responses

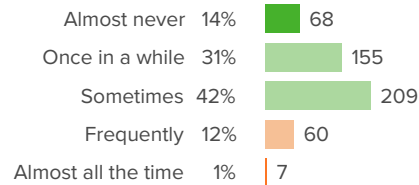
How did people respond?

Q.1: To what extent does the quality of the resources at your school need to improve?



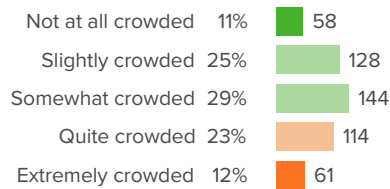
Favorable: **81%**

Q.2: When students need help from an adult, how often do they have to wait to get that help?



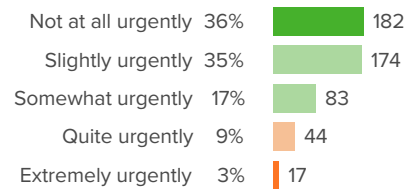
Favorable: **87%**

Q.3: At your school, how crowded do the learning spaces feel?



Favorable: **65%**

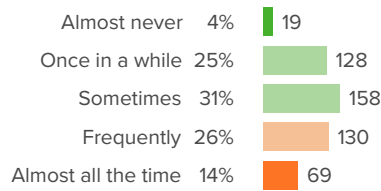
Q.4: How urgently does your school's technology need to be updated?



Favorable: **88%**

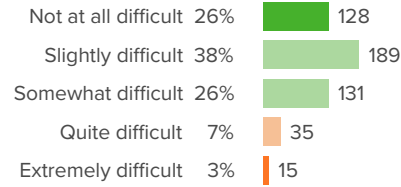


Q.5: How often do your school's facilities need repairs?



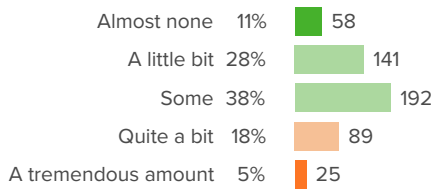
Favorable: **61%**

Q.6: For students who need extra support, how difficult is it for them to get the support that they need?



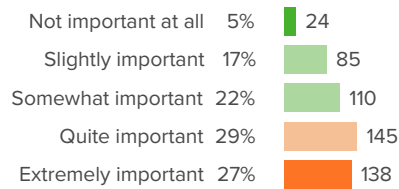
Favorable: **90%**

Q.7: How much of your own money do you spend on your classroom?



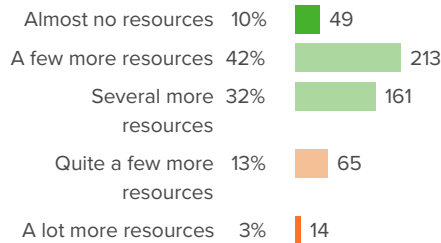
Favorable: **77%**

Q.8: How important is it for your school to hire more specialists to help students?



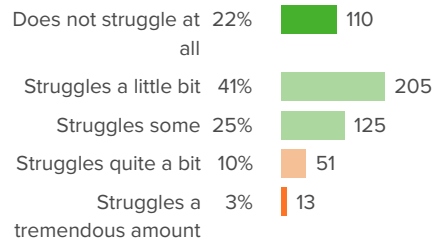
Favorable: **44%**

Q.9: How many more resources do you need to adequately support your students' learning?



Favorable: **84%**

Q.10: Overall, how much does your school struggle due to a lack of resources?



Favorable: **87%**

School Climate

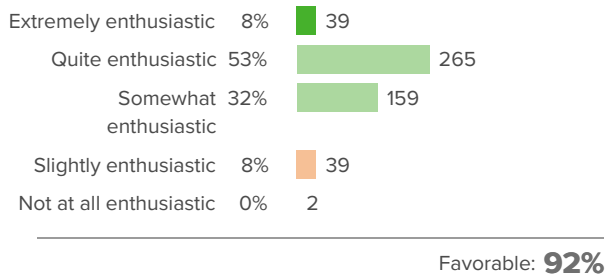
Your average

94%

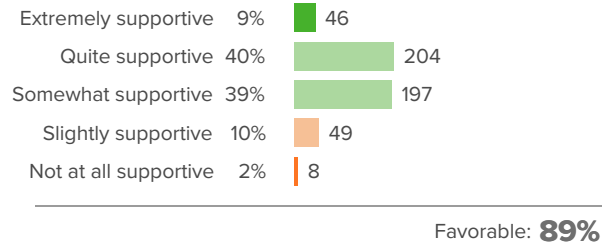
506 responses

How did people respond?

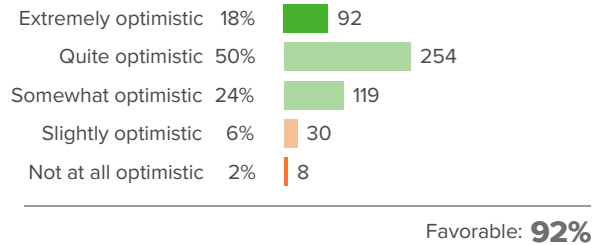
Q.1: On most days, how enthusiastic are the students about being at school?



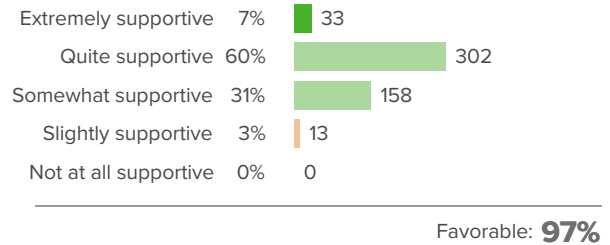
Q.2: When new initiatives to improve teaching are presented at your school, how supportive are your colleagues?



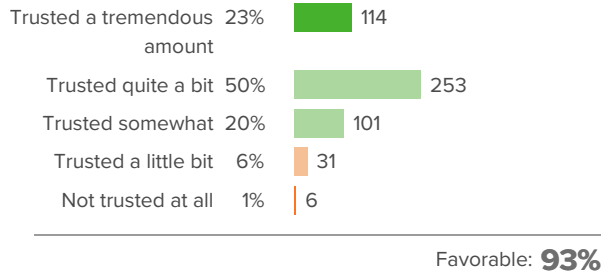
Q.3: How optimistic are you that your school will improve in the future?



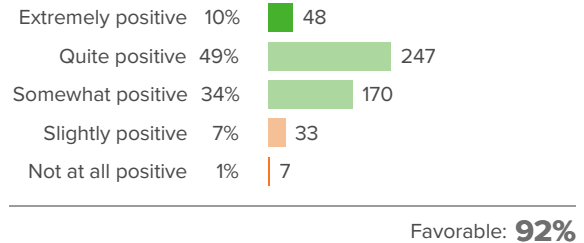
Q.4: How supportive are students in their interactions with each other?



Q.5: To what extent are teachers trusted to teach in the way they think is best?

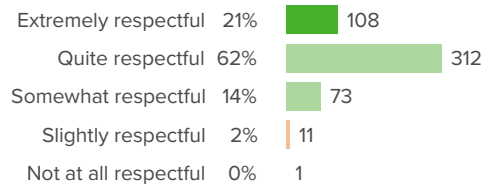


Q.6: How positive are the attitudes of your colleagues?



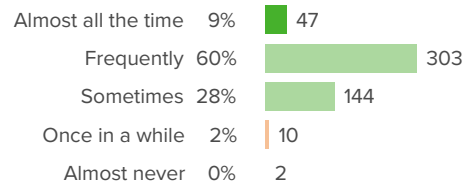


Q.7: How respectful are the relationships between teachers and students?



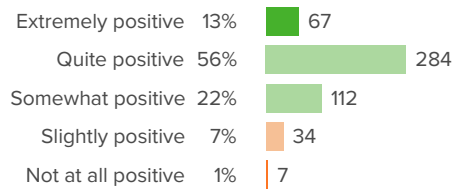
Favorable: **98%**

Q.8: How often do you see students helping each other without being prompted?



Favorable: **98%**

Q.9: Overall, how positive is the working environment at your school?



Favorable: **92%**

Teaching Efficacy

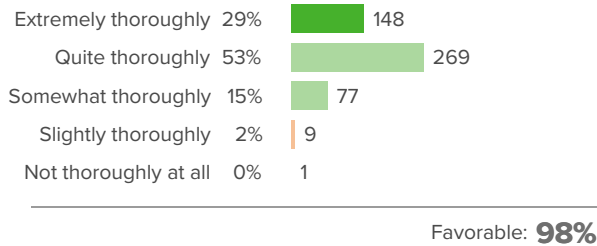
Your average

96%

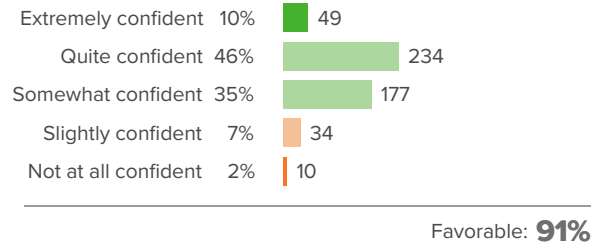
506 responses

How did people respond?

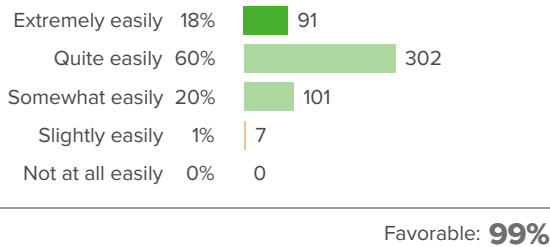
Q.1: How thoroughly do you feel that you know all the content you need to teach?



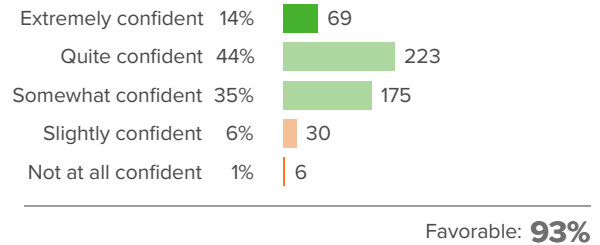
Q.2: How confident are you that you can move through material at a pace that works well for each of your students?



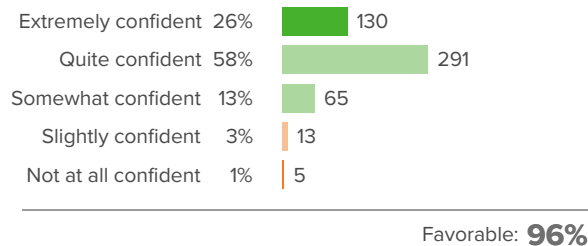
Q.3: When one of your teaching strategies fails to work for a group of students, how easily can you think of another approach to try?



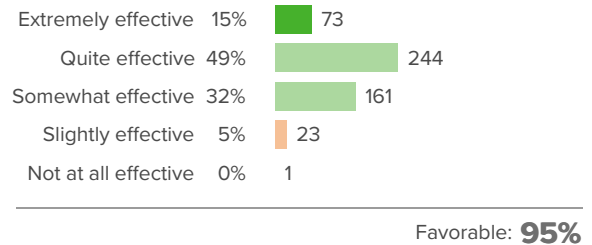
Q.4: How confident are you that you can help your school's most challenging students to learn?



Q.5: If a parent were upset about something in your class, how confident are you that you could have a productive conversation with this parent?

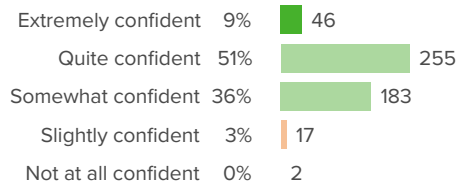


Q.6: How effective do you think you are at managing particularly disruptive classes?



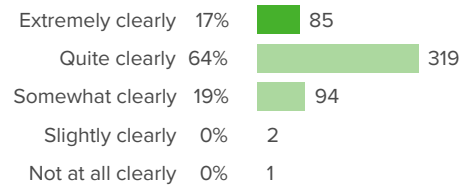


Q.7: How confident are you that you can engage students who typically are not motivated?



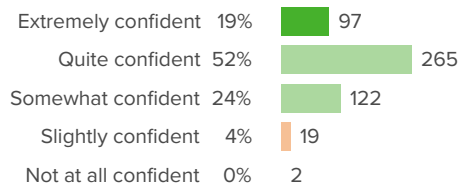
Favorable: **96%**

Q.8: How clearly can you explain the most complicated content to your students?



Favorable: **99%**

Q.9: How confident are you that you can meet the learning needs of your most advanced students?



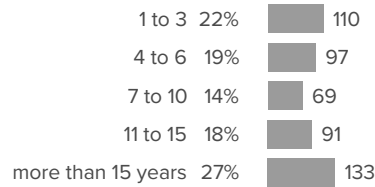
Favorable: **96%**



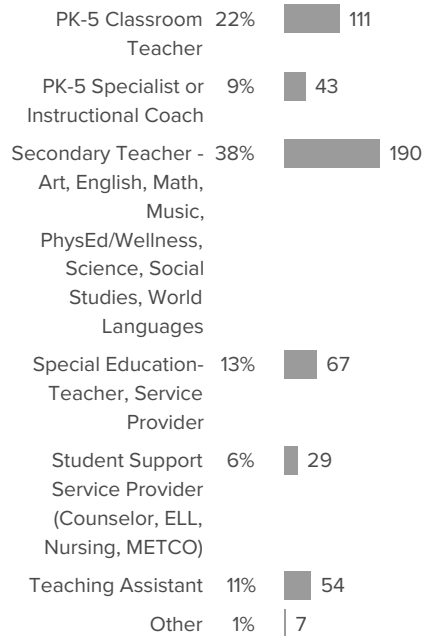
Other questions

How did people respond?

Q.1: For how many years have you been working in the Needham Public Schools?



Q.2: Which of the following best describes your position?





Needham Public Schools

PARENT SURVEY

Spring 2018



Report created by
Panorama Education



Summary

Topic Description	Results
Family Efficacy How confident families are with regard to key parenting skills.	86%
Goal 1: advance learning for all students	85%
Goal 2: develop social emotional skills	90%
Goal 3: adequate resources	85%
Resources	83%
School Climate Perceptions of the overall social and learning climate of the school.	92%
School Fit Families' perceptions of how well a school matches their child's developmental needs.	88%

1,940 responses

Family Efficacy

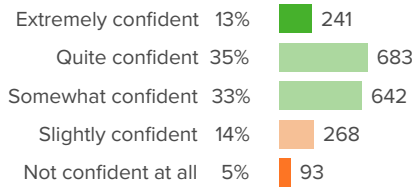
Your average

86%

1,940 responses

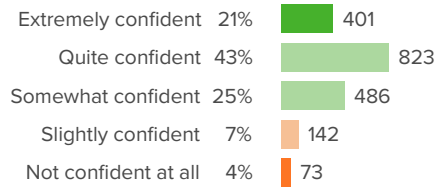
How did people respond?

Q.1: How confident are you that you can help your child develop good friendships?



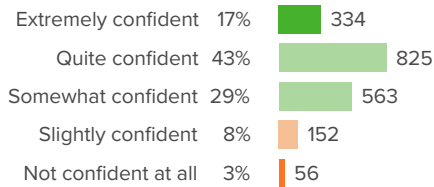
Favorable: **81%**

Q.2: How confident are you in your ability to make choices about your child's schooling?



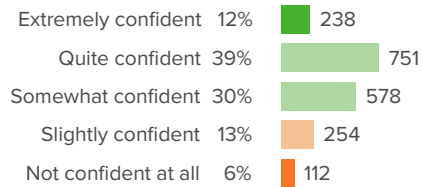
Favorable: **89%**

Q.3: How confident are you that you can motivate your child to try hard in school?



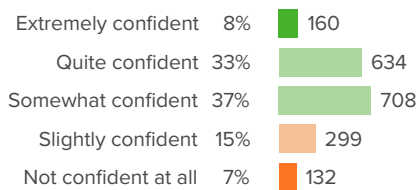
Favorable: **89%**

Q.4: How confident are you in your ability to connect with other parents?



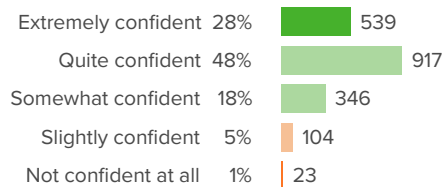
Favorable: **81%**

Q.5: How confident are you in your ability to make sure your child's school meets your child's learning needs?



Favorable: **78%**

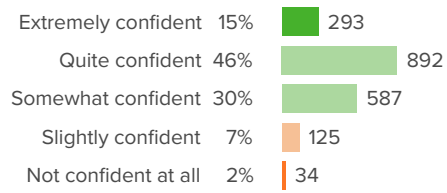
Q.6: How confident are you in your ability to support your child's learning at home?



Favorable: **93%**



Q.7: How confident are you in your ability to help your child deal with his/her emotions appropriately?



Favorable: **92%**



Goal 1: advance learning for all students

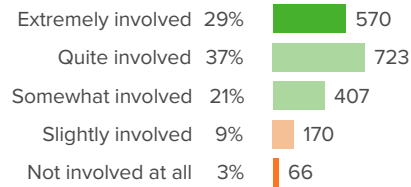
Your average

85%

1,940 responses

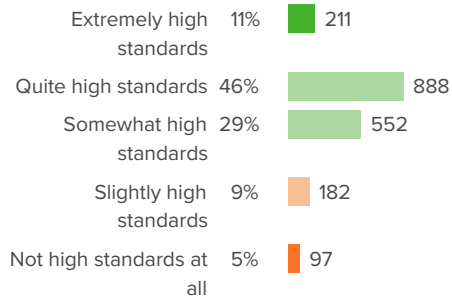
How did people respond?

Q.1: How involved are you in decision-making about your child's education?



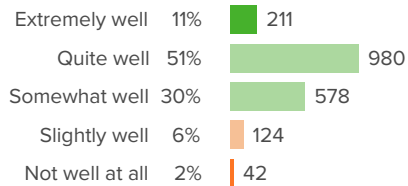
Favorable: **88%**

Q.2: How high are the school's academic standards for your child?



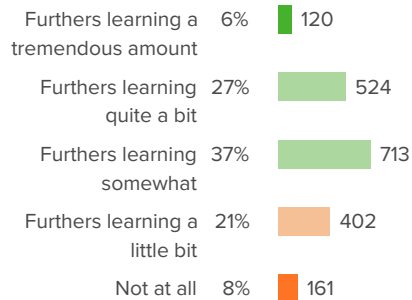
Favorable: **86%**

Q.3: How well does the curriculum meet your child's needs?



Favorable: **91%**

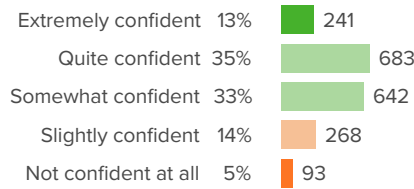
Q.4: To what extent does homework further your child's learning?



Favorable: **71%**

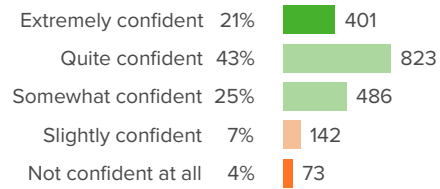


Q.5: How confident are you that you can help your child develop good friendships?



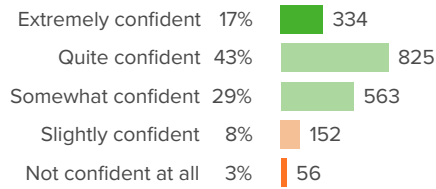
Favorable: **81%**

Q.6: How confident are you in your ability to make choices about your child's schooling?



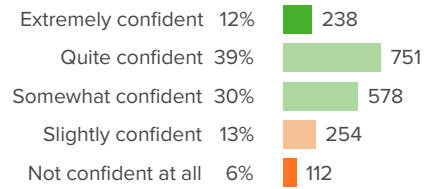
Favorable: **89%**

Q.7: How confident are you that you can motivate your child to try hard in school?



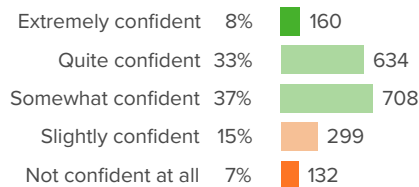
Favorable: **89%**

Q.8: How confident are you in your ability to connect with other parents?



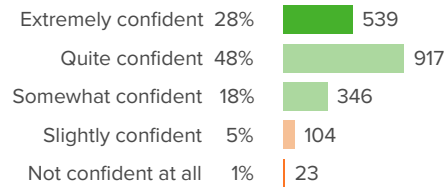
Favorable: **81%**

Q.9: How confident are you in your ability to make sure your child's school meets your child's learning needs?



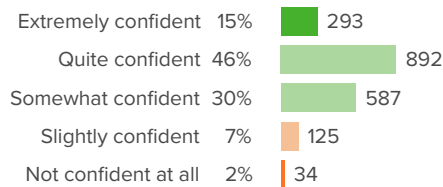
Favorable: **78%**

Q.10: How confident are you in your ability to support your child's learning at home?



Favorable: **93%**

Q.11: How confident are you in your ability to help your child deal with his/her emotions appropriately?



Favorable: **92%**

Goal 2: develop social emotional skills

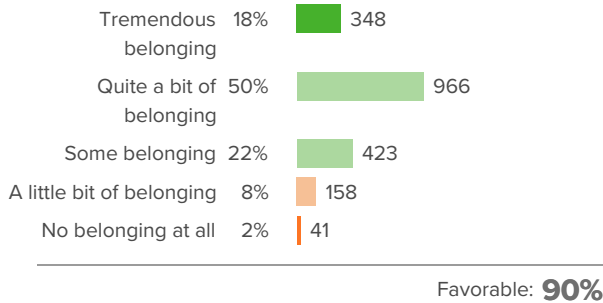
Your average

90%

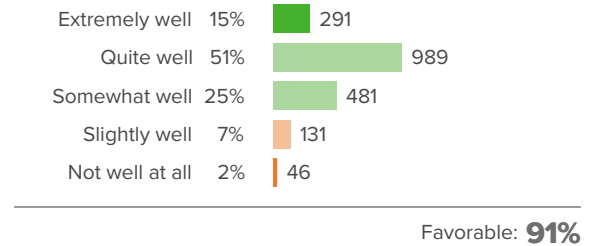
1,940 responses

How did people respond?

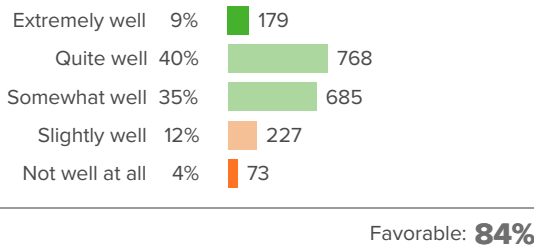
Q.1: How much of a sense of belonging does your child feel at his/her school?



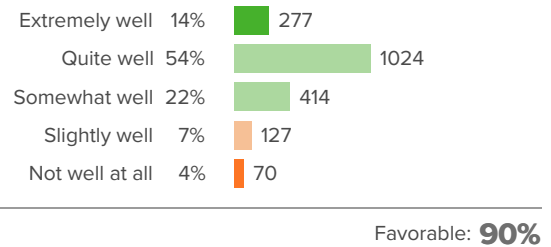
Q.2: How well do you feel your child's school is preparing him/her for his/her next academic year?



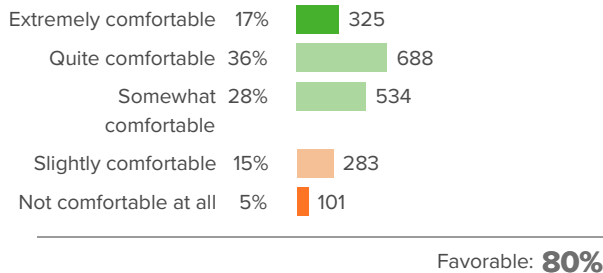
Q.3: How well do the activities offered at your child's school match his/her interests?



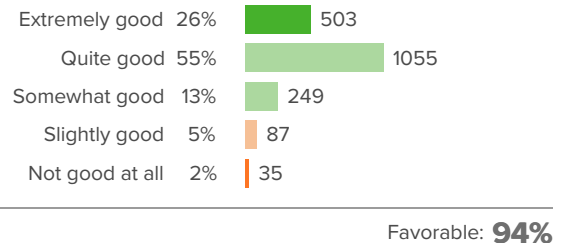
Q.4: At your child's school, how well does the overall approach to discipline work for your child?



Q.5: How comfortable is your child in asking for help from school adults?

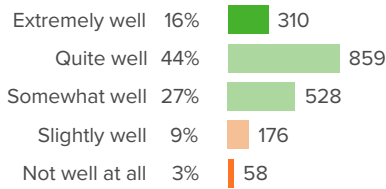


Q.6: Given your child's cultural background, how good a fit is his/her school?



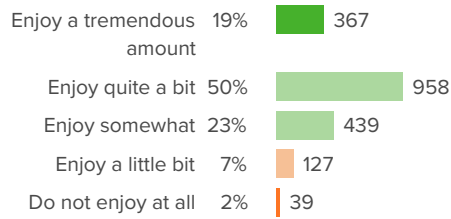


Q.7: How well do the teaching styles of your child's teachers match your child's learning style?



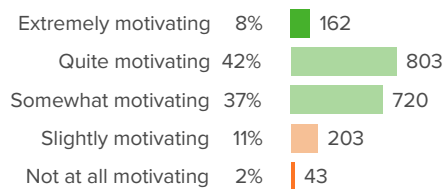
Favorable: **88%**

Q.8: To what extent do you think that children enjoy going to your child's school?



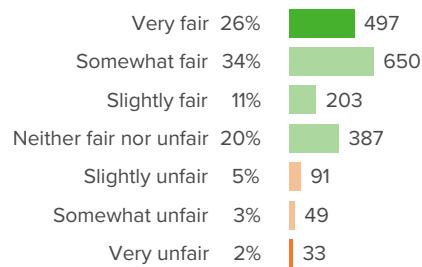
Favorable: **91%**

Q.9: How motivating are the classroom lessons at your child's school?



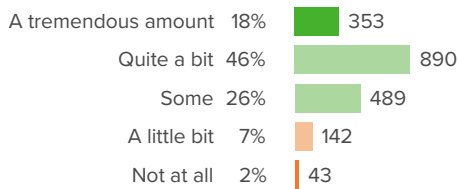
Favorable: **87%**

Q.10: How fair or unfair is the school's system of evaluating children?



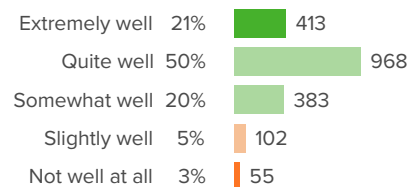
Favorable: **91%**

Q.11: How much does the school value the diversity of children's backgrounds?



Favorable: **90%**

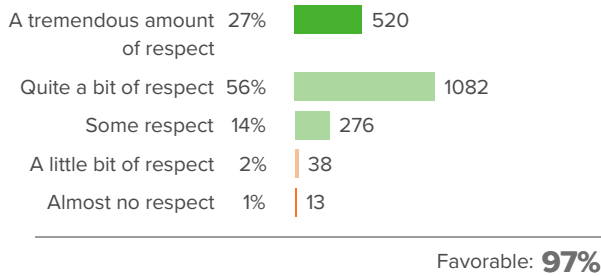
Q.12: How well do administrators at your child's school create a school environment that helps children learn?



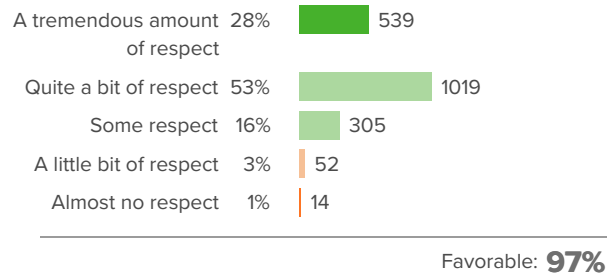
Favorable: **92%**



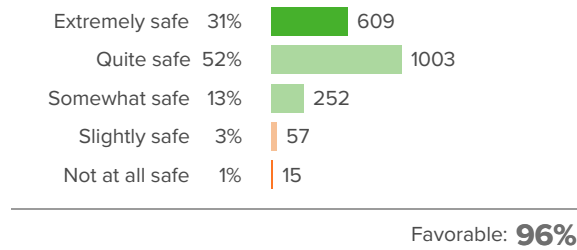
Q.13: Overall, how much respect do you think the children at your child's school have for the staff?



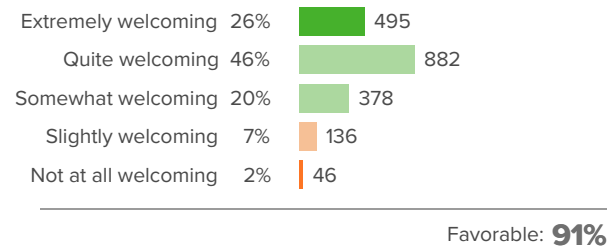
Q.14: Overall, how much respect do you think the teachers at your child's school have for the children?



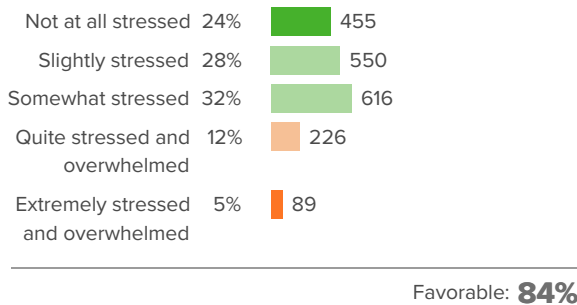
Q.15: How safe does the school feel to you?



Q.16: How welcoming does the school feel to you?



Q.17: To what extent is your child stressed or overwhelmed by school?



Goal 3: adequate resources

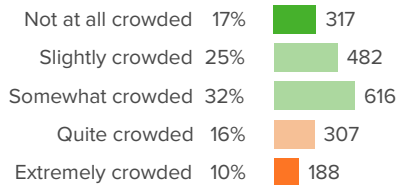
Your average

85%

1,940 responses

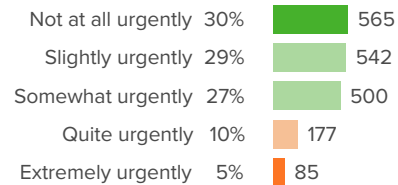
How did people respond?

Q.1: At your child's school, how crowded do the learning spaces feel?



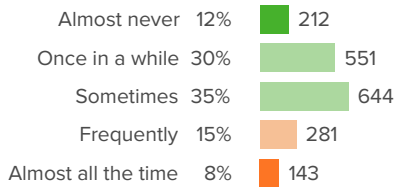
Favorable: **74%**

Q.2: How urgently does the technology at your child's school need to be updated?



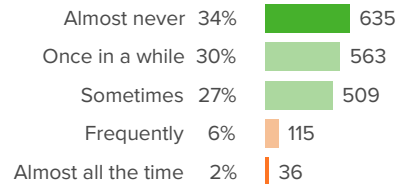
Favorable: **86%**

Q.3: How often do your school's facilities need repairs?



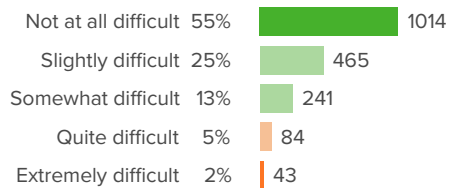
Favorable: **77%**

Q.4: When your child needs help from a staff member at school, how often does your child have to wait to get that help?



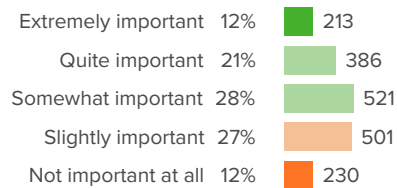
Favorable: **92%**

Q.5: When your child needs extra support, how difficult is it to get that support?



Favorable: **93%**

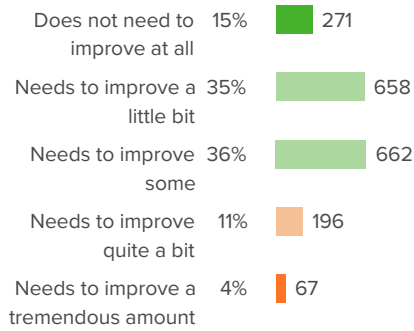
Q.6: How important is it for your school to hire more staff to help students?



Favorable: **61%**

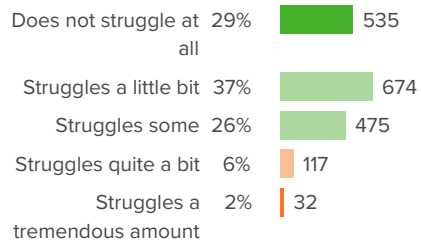


Q.7: To what extent does the quality of the resources at your child's school need to improve?



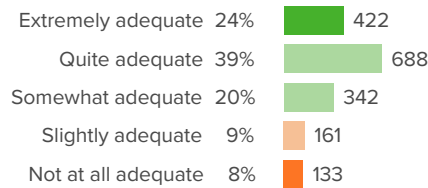
Favorable: **86%**

Q.8: Overall, how much does your school struggle due to a lack of resources?



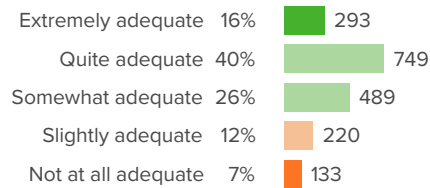
Favorable: **92%**

Q.9: Transportation?



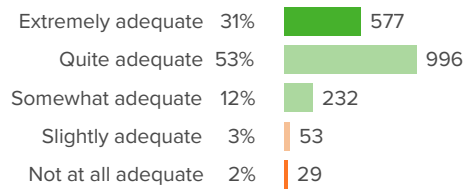
Favorable: **83%**

Q.10: Food Services?



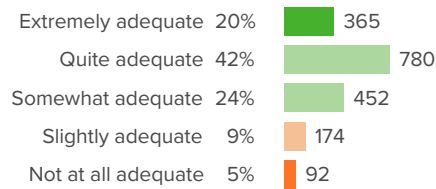
Favorable: **81%**

Q.11: Nursing?



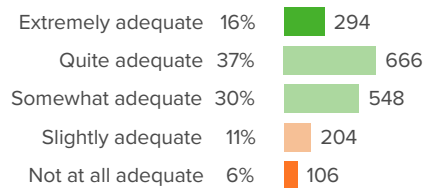
Favorable: **96%**

Q.12: Guidance?



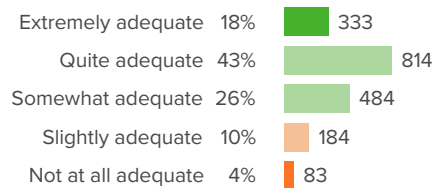
Favorable: **86%**

Q.13: After School Programs?



Favorable: **83%**

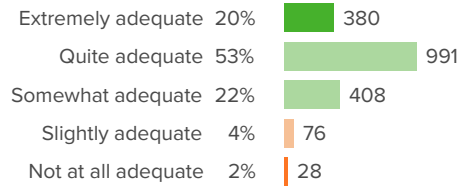
Q.14: Phys Ed or Athletic Programs?



Favorable: **86%**

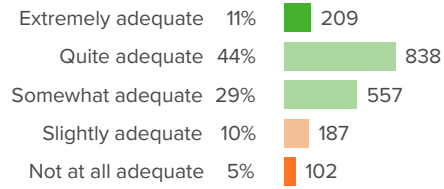


Q.15: Library/Media Center?



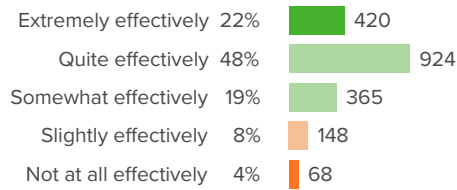
Favorable: **94%**

Q.16: School website?



Favorable: **85%**

Q.17: How effectively does the school communicate information to your family?



Favorable: **89%**

Resources

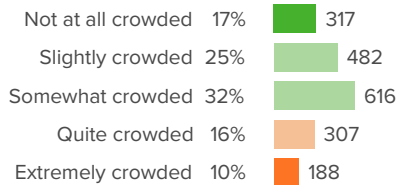
Your average

83%

1,940 responses

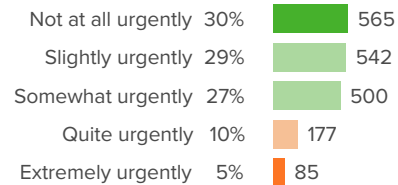
How did people respond?

Q.1: At your child's school, how crowded do the learning spaces feel?



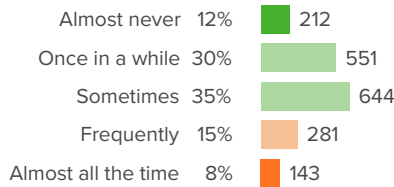
Favorable: **74%**

Q.2: How urgently does the technology at your child's school need to be updated?



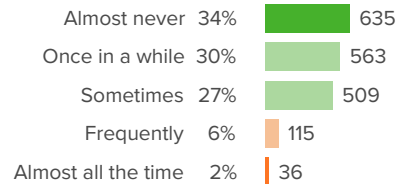
Favorable: **86%**

Q.3: How often do your school's facilities need repairs?



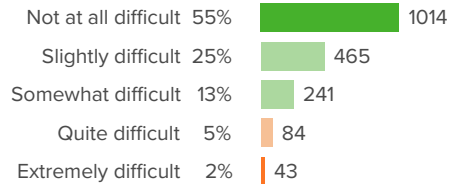
Favorable: **77%**

Q.4: When your child needs help from a staff member at school, how often does your child have to wait to get that help?



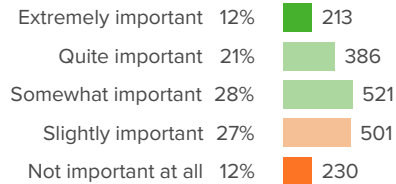
Favorable: **92%**

Q.5: When your child needs extra support, how difficult is it to get that support?



Favorable: **93%**

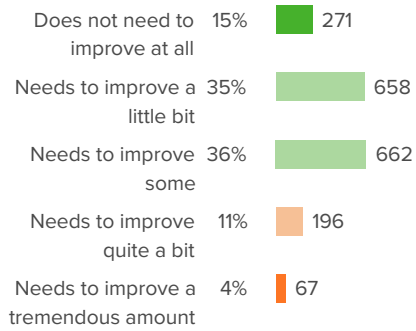
Q.6: How important is it for your school to hire more staff to help students?



Favorable: **61%**

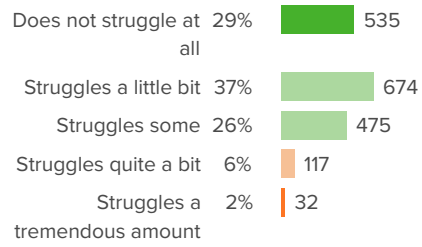


Q.7: To what extent does the quality of the resources at your child's school need to improve?



Favorable: **86%**

Q.8: Overall, how much does your school struggle due to a lack of resources?



Favorable: **92%**

School Climate

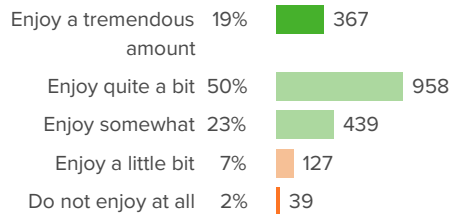
Your average

92%

1,940 responses

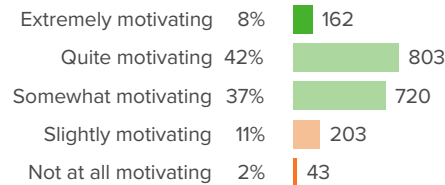
How did people respond?

Q.1: To what extent do you think that children enjoy going to your child's school?



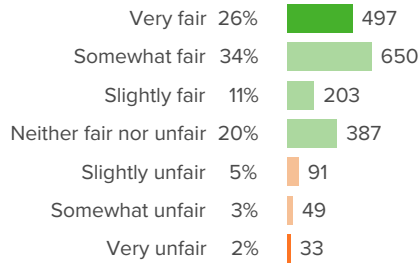
Favorable: **91%**

Q.2: How motivating are the classroom lessons at your child's school?



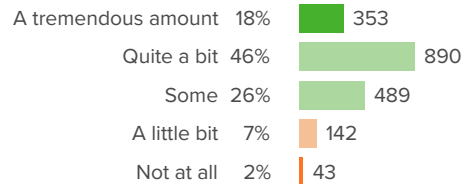
Favorable: **87%**

Q.3: How fair or unfair is the school's system of evaluating children?



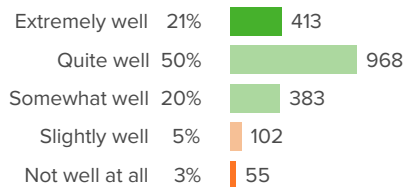
Favorable: **91%**

Q.4: How much does the school value the diversity of children's backgrounds?



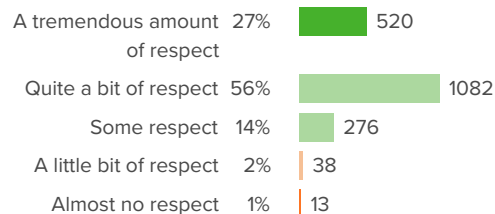
Favorable: **90%**

Q.5: How well do administrators at your child's school create a school environment that helps children learn?



Favorable: **92%**

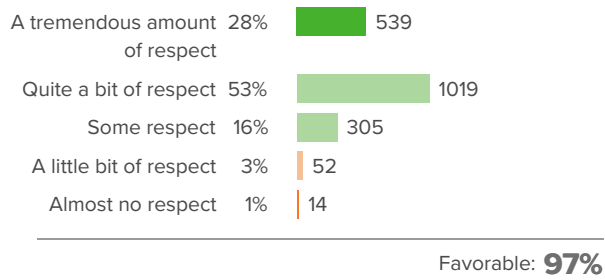
Q.6: Overall, how much respect do you think the children at your child's school have for the staff?



Favorable: **97%**



Q.7: Overall, how much respect do you think the teachers at your child's school have for the children?



School Fit

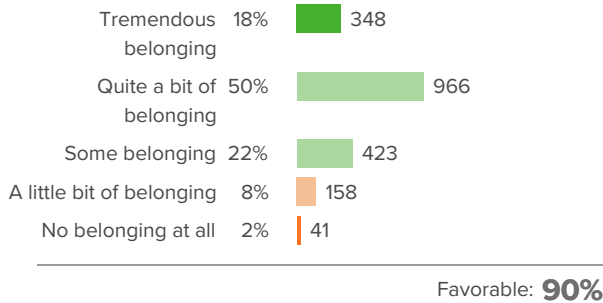
Your average

88%

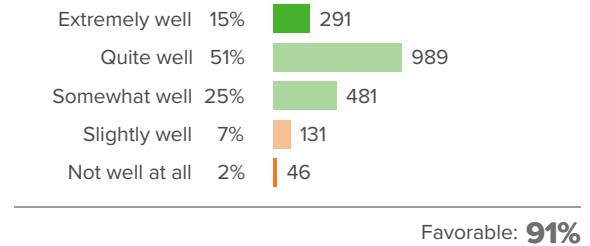
1,940 responses

How did people respond?

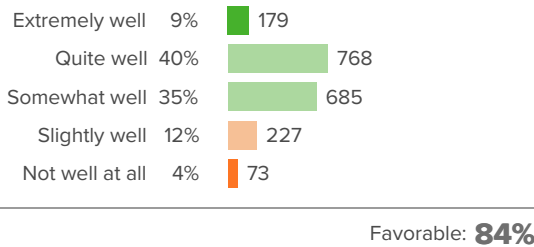
Q.1: How much of a sense of belonging does your child feel at his/her school?



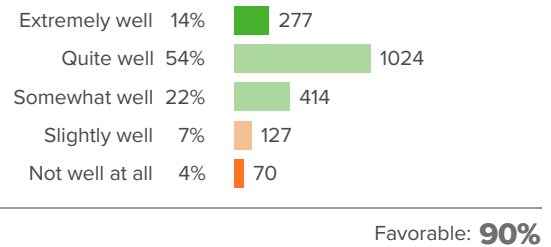
Q.2: How well do you feel your child's school is preparing him/her for his/her next academic year?



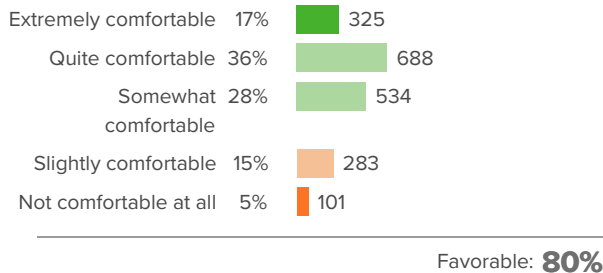
Q.3: How well do the activities offered at your child's school match his/her interests?



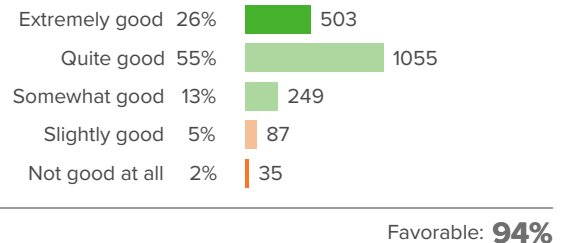
Q.4: At your child's school, how well does the overall approach to discipline work for your child?



Q.5: How comfortable is your child in asking for help from school adults?

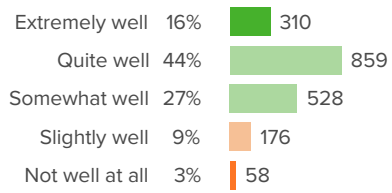


Q.6: Given your child's cultural background, how good a fit is his/her school?





Q.7: How well do the teaching styles of your child's teachers match your child's learning style?



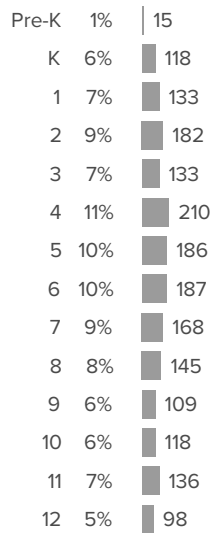
Favorable: **88%**



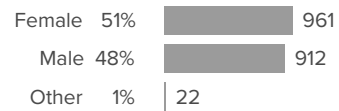
Other questions

How did people respond?

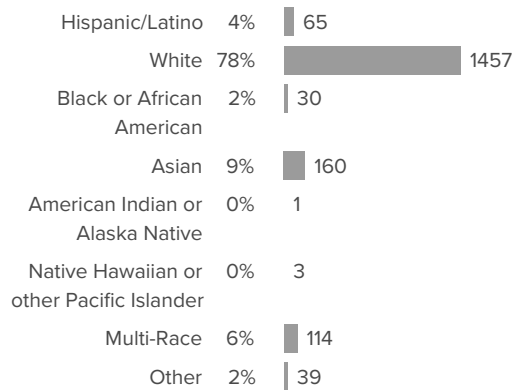
Q.1: In which grade is your child?




Q.2: What is your child's gender identity?



Q.3: What is your child's race or ethnicity?




Q.4: Does your child receive English Language Learner (ELL) services from the district now or in the past?





Q.5: Is your child a Boston resident student in our METCO program?



Q.6: Does your child receive special education services?

