

Student Support Services FY25 Budget Request

Needham School Committee
December 19, 2023



Student Support Services

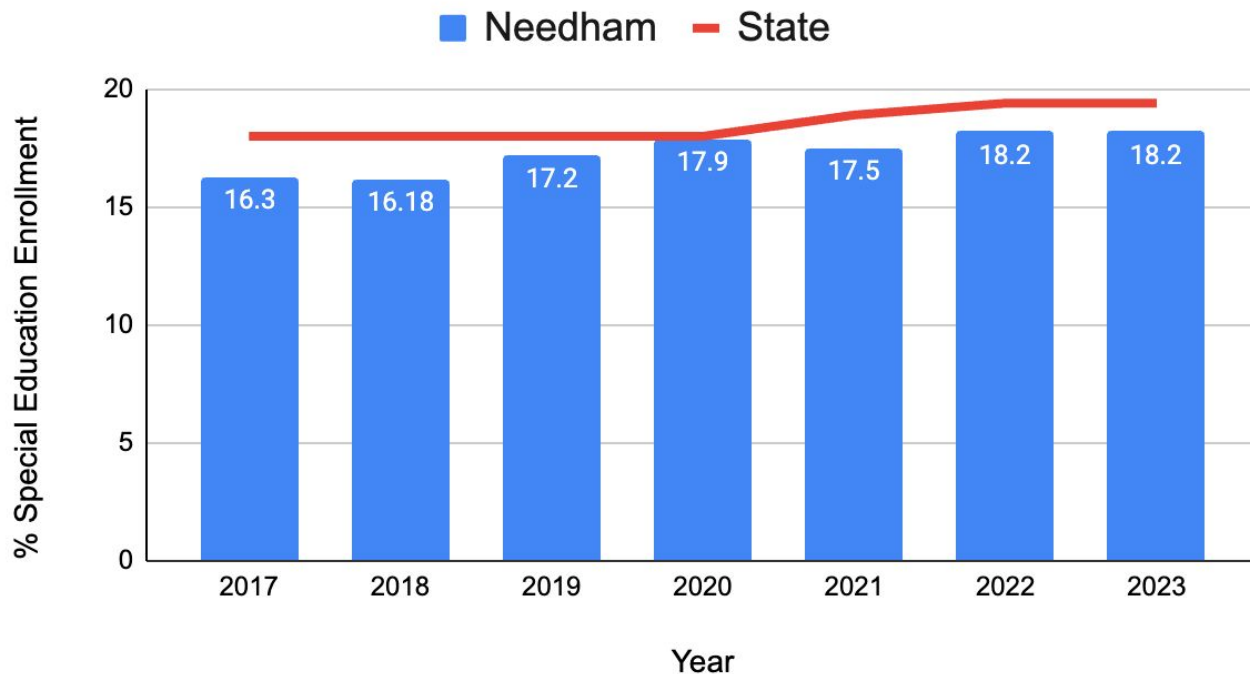
- Student Support Services plays an important role in ensuring equity, access, and inclusion for all students by providing comprehensive programs and services including:
 - Special education, Counseling services, METCO, health services, English Language Education, Home Hospital Tutoring, and educational stability for students in foster care or homeless situations
- Student Support Service staff work closely with general education teachers and school leaders to support classroom and school-wide inclusive practices that promote the academic, social-emotional, and mental and behavioral growth of all students

FY25 Student Support Services Budget Drivers

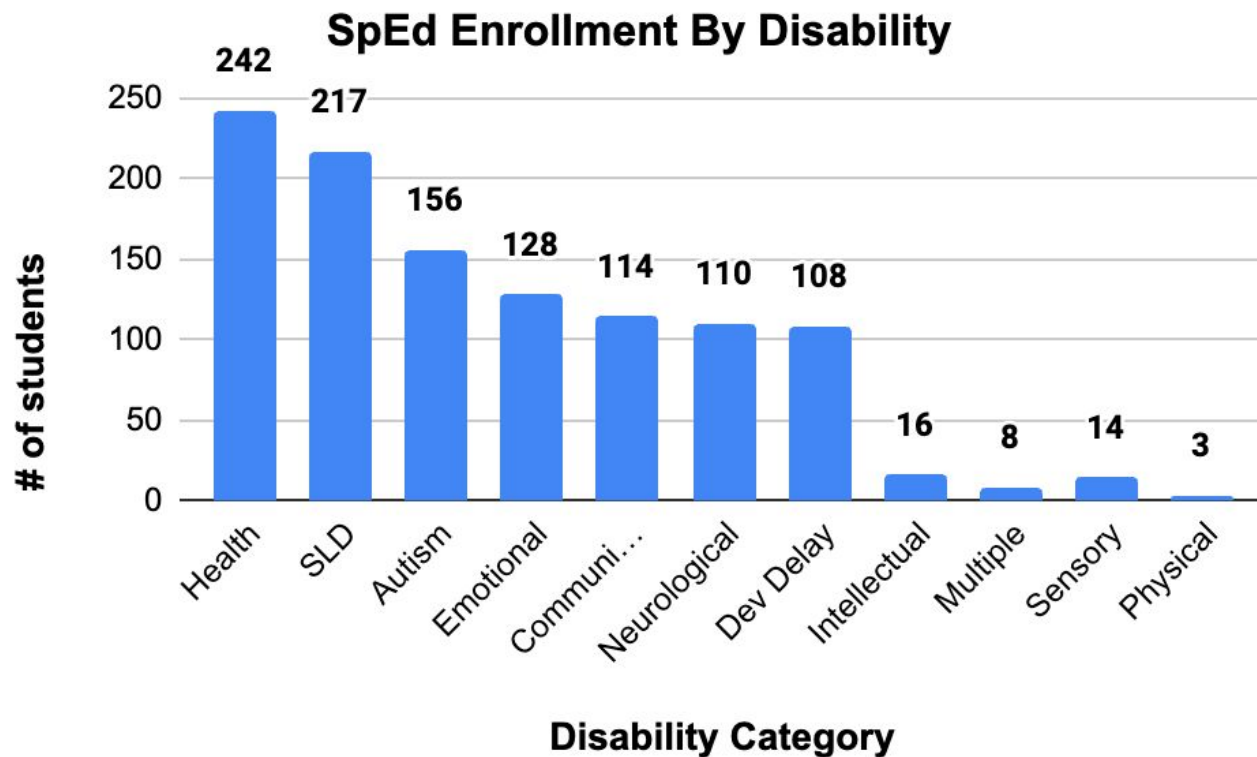
- Ensure a continuum of Special Education Programs and Services Prek-PG to meet the individual needs of students with disabilities
 - Increased enrollment in the Elementary Intensive Learning Center
 - Related service needs including Deaf/Hard of Hearing services and counseling
 - Teaching Assistants previously Grant funded
 - Out of District Cost Increases
- Ensure compliance with English Language Education Requirements
 - Corrective Action determined by state audit to increase staffing and support for English Language Learner students

Special Education Student Enrollment

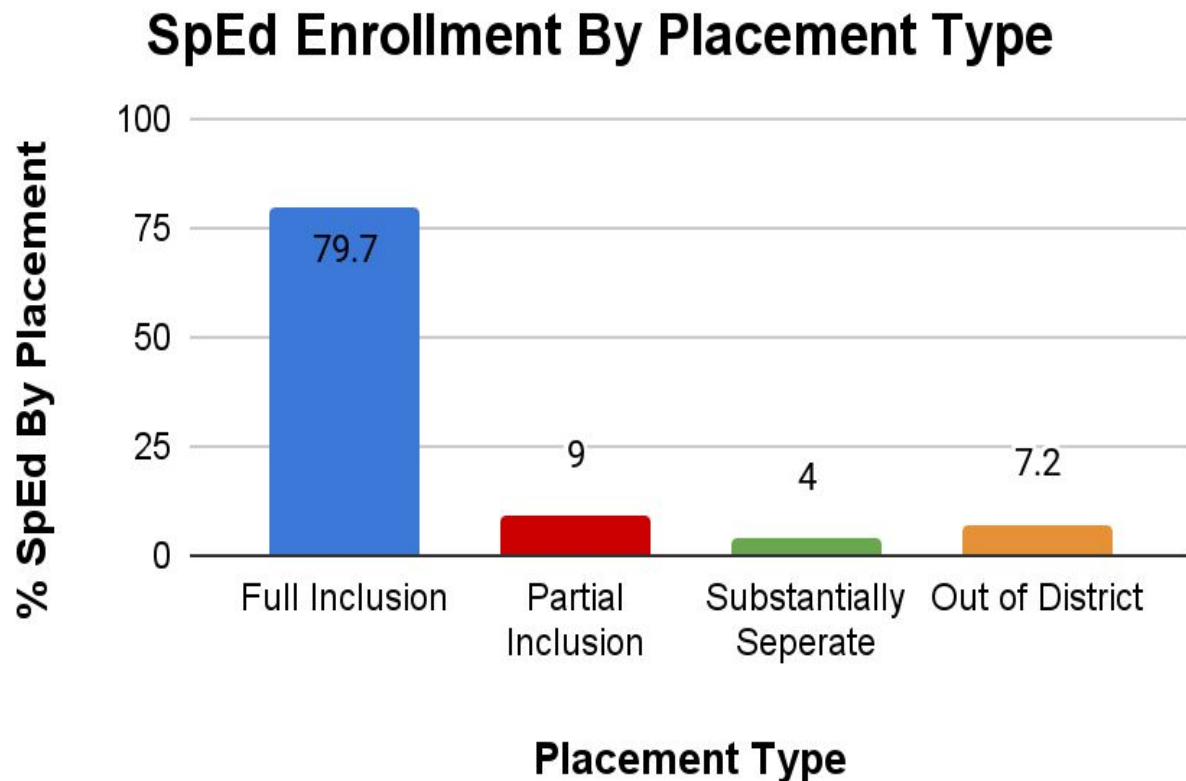
Needham Special Education Enrollment Trends



Student Enrollment by Disability



Special Education Student Enrollment by Placement



Continuum of Special Education Programs and Services

Specialized Instruction Full & Partial Inclusion Model

- Related Services (e.g. Deaf/Hard-of-Hearing Services, Counseling, Speech Therapy, Behavior Support Plans)

Specialized Programs

- Intensive Learning Centers and Programs
- Connections and Pathways Therapeutic Programs
- Post Graduate Program

Out of District Programs

- Collaboratives
- Approved Special Education Private Day Schools
- Approved Special Education Residential Programs

Highlight of 3 District Programs

Intensive Learning Center

- PreK-12
- Students with Autism and complex learning profiles
- Intensive specialized instruction
- Flexible inclusion
- Related services (Speech, OT, PT, BCBA)

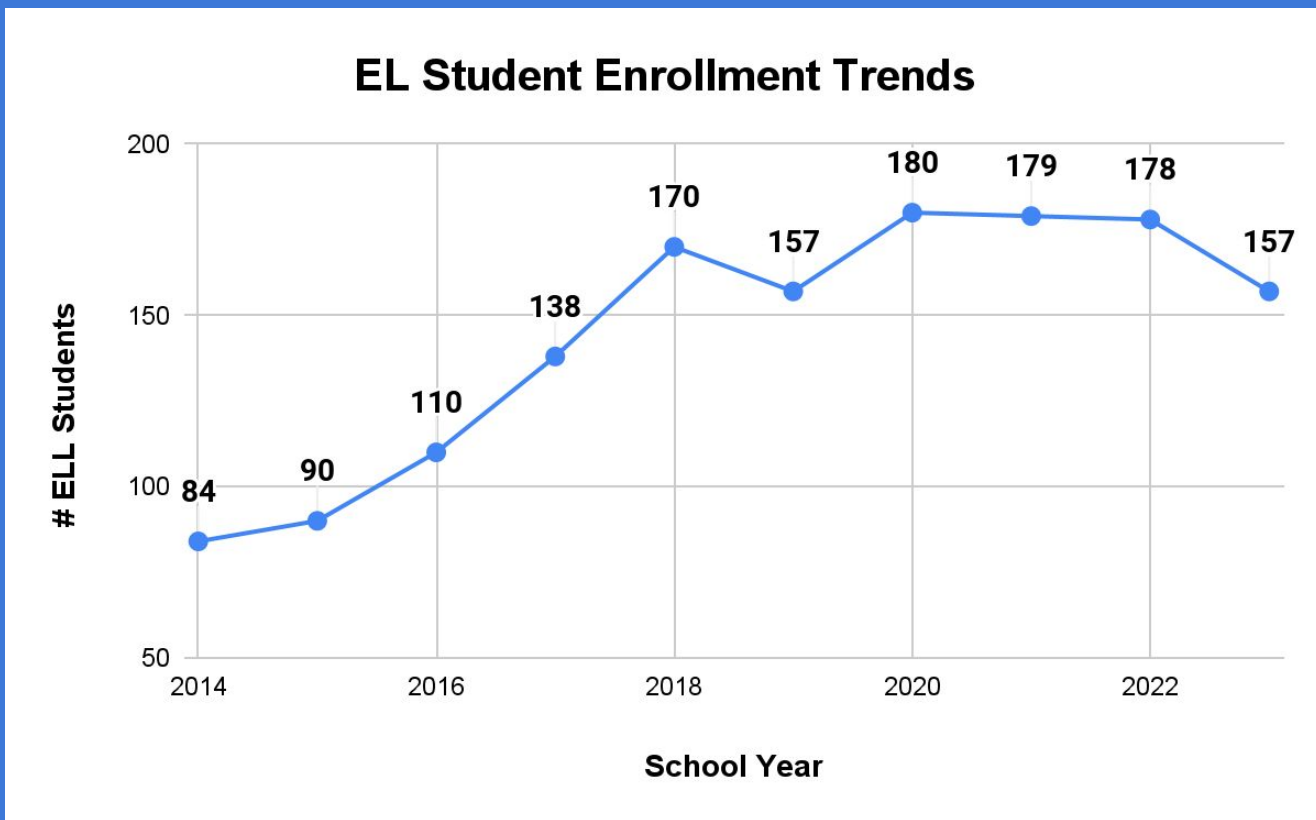
Connections & Pathways

- Connections Gr 4-12
- Pathways Gr 10-12
- Students with significant emotional challenges
- Therapeutic Milieu
- Flexible inclusion
- Behavior support

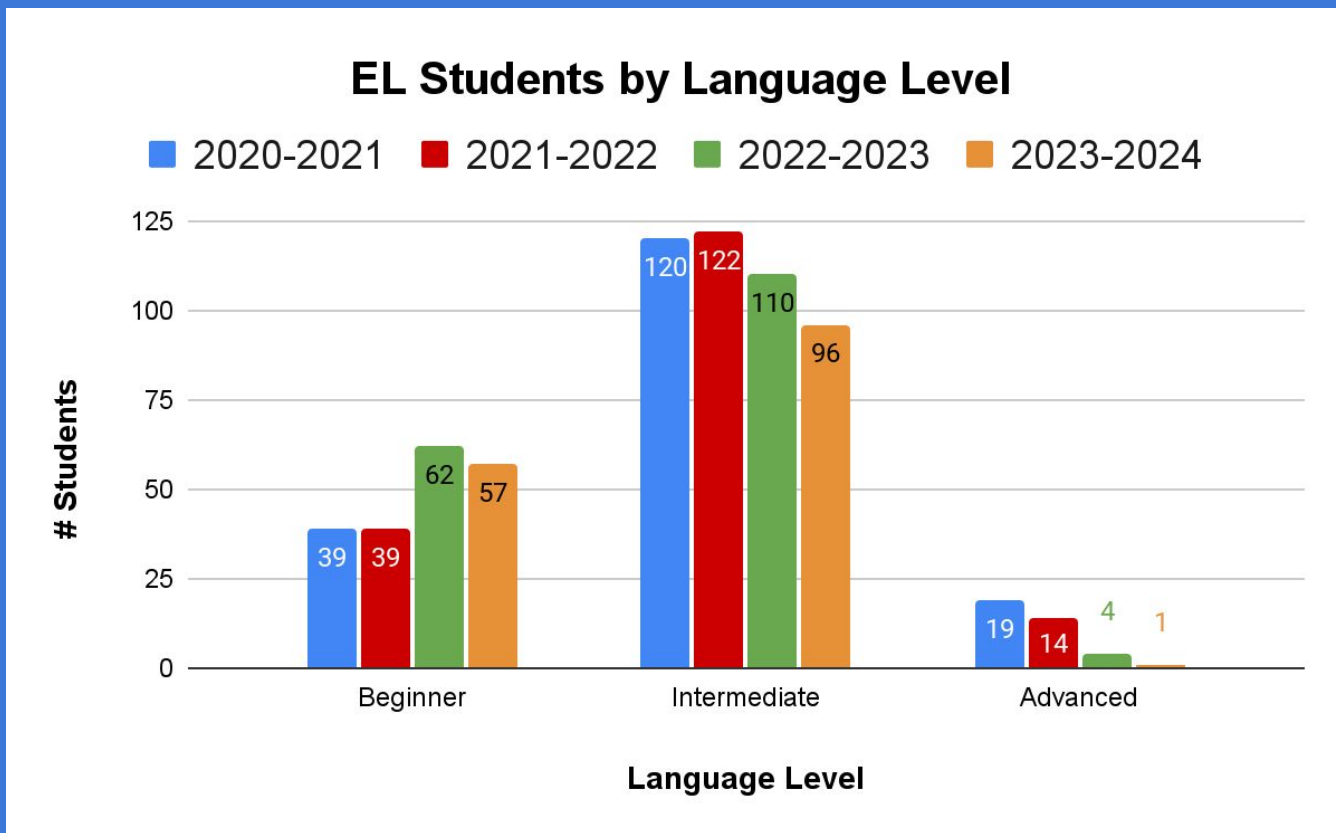
Post Graduate Program

- Ages 18-22
- Students from in-district & out-of-district programs
- Community based
- Life Skills
- Vocational
- Adult Agency Collaboration

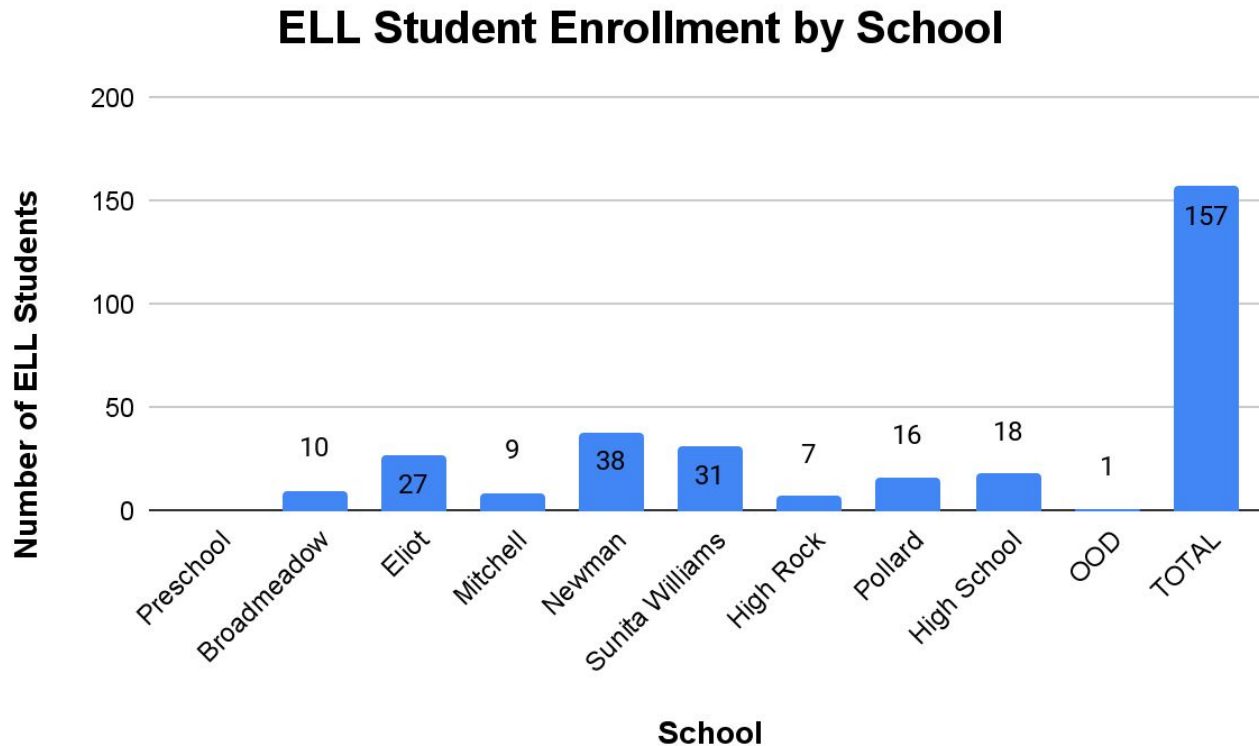
English Learner Student Enrollment



EL Student Enrollment By Language Level



EL Student Enrollment by School



*Preschool requires EL screening and consultation

*Elementary requires additional FTE to deliver EL services

*Current 1.0 EL Teacher assigned to High Rock and Pollard is insufficient to meet instructional requirements

DESE Review and Corrective Action

The purpose of the Tiered Focused Monitoring Review is to monitor compliance with regulatory requirements focusing on English Learner Education (ELE).

12 ELE criteria that target implementation of the requirements related to ELE programs (e.g. Initial Identification of ELs, EL Programs and Services, Exit and Readiness, Parent Involvement)

Areas in Need of Correction Action

- The district lacks the ESL staffing capacity to effectively provide an effective ELE program
- The district does not have an ESL curriculum that is integral to an effective ELE program
- Translations and interpretations are not always provided for parents

Continuous Improvement Plan (CIMP) in progress to address these areas

- Budget requests to meet staffing and language assistance needs (interpreter phone line)
- Work with consultant around curriculum alignment and enhancement (partially grant funded)

Budget Requests

Special Education

- Newman ILC (Teacher, SLP, BCBA, Teaching Assistants) 4.6 FTE
- Teacher of the Deaf .6 FTE
- Counselor .2 FTE
- Teaching Assistants shifted from Grant 2.32 FTE

- **Out of District Tuition Increase** \$175,144.00

English Language Education

- ELL Teacher (Elementary & Middle Level) .8 FTE

- **Translation/Interpretation Services** \$5000.00



Questions